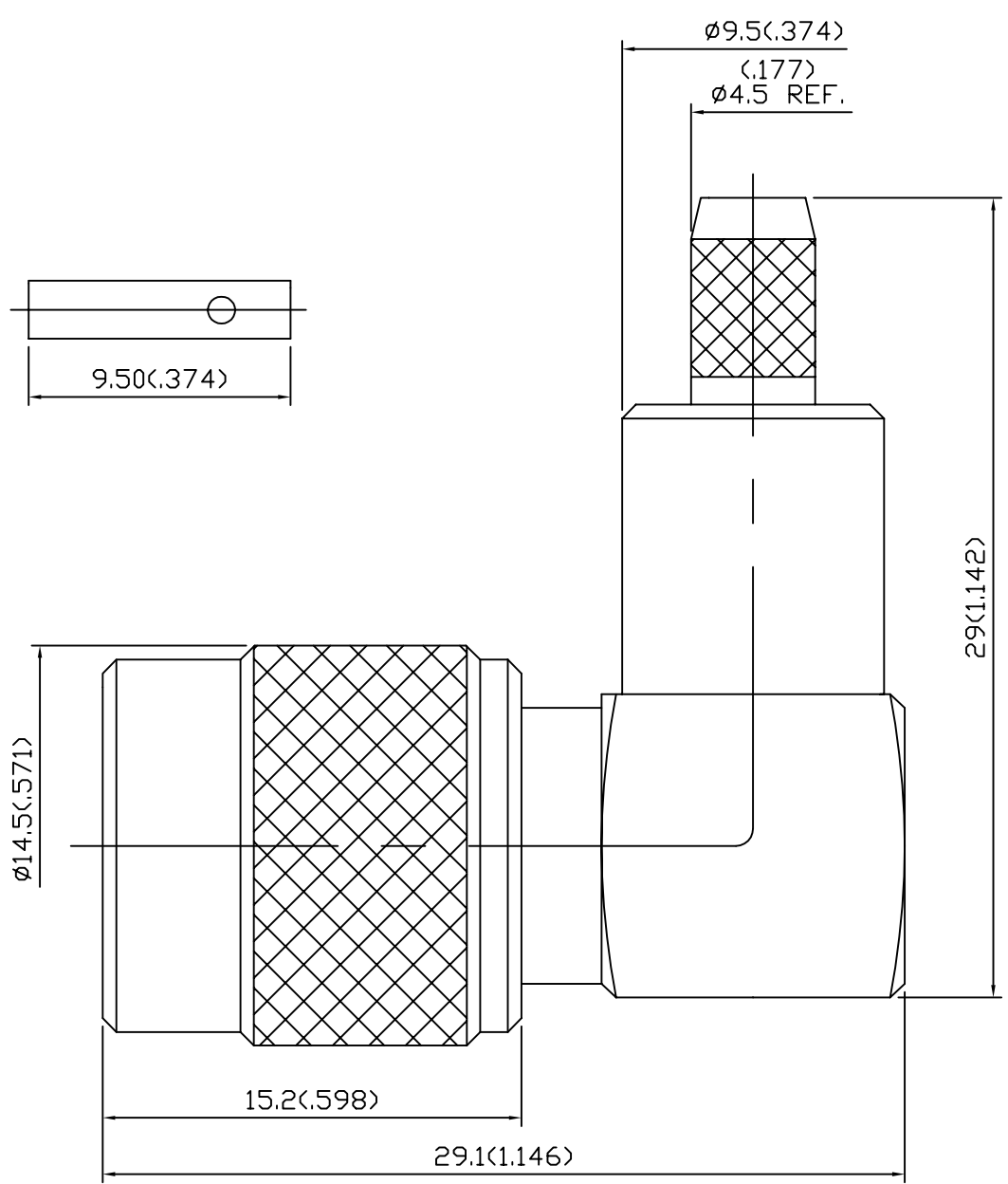
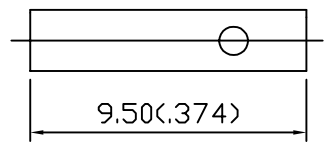
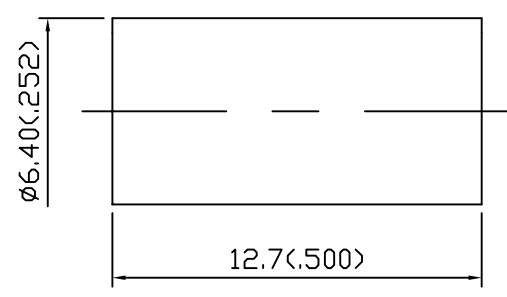


8 7 6 5 4 3 2 1

**DRAWING REVISIONS**

REV	DOCUMENT	APP	DATE
2	PRELIM.		



**NOTES:**

**1. SPECIFICATIONS:**

**MATERIALS:**

BODY, CHASSIS, SHELL, WASHER & FERRULE: BRASS  
 PLATING: NICKEL 100 MICRO INCHES MIN.  
 CENTER CONTACT: BRASS  
 PLATING: GOLD 3 MICRO INCHES MIN.  
 INSULATOR: TEFLON  
 GASKET: RUBBER

**ELECTRICAL**

IMPEDANCE: 50 Ohms  
 FREQUENCY RANGE: 0 TO 11 GHz  
 INSERTION LOSS: 0.2dB MAX.@ 3 GHz  
 WORKING VOLTAGE: <= 500 V rms @ SEA LEVEL  
 INSULATION RESISTANCE: >= 5000 MOhms  
 CONTACT RESISTANCE:  
 CENTER CONTACT: 1.5 MILLI Ohms MAX.  
 OUTER CONTACT: 1.0 MILLI Ohms MAX.

**MECHANICAL:**

DURABILITY: 500 MATING CYCLES.  
 OPERATING TEMPERATURE: -65°C TO 165°C.  
 CONNECTOR INTERFACE PER MIL-STD-348A

2. ALL DIMENSIONS ARE IN MM AND DIMENSIONS IN ( ) ARE IN INCHES.

CINCH PART NO.	CINCH CATLOG NO.
299 98 07 006	TNC50-4201

UNITS <b>METRIC</b>		<b>AUTOCAD</b>		1700 FINLEY RD LOMBARD, IL. 60148
DO NOT SCALE DRAWING	DRAWN BY A.BALI	DATE 05/06/03	TITLE TNC PLUG-R/A CABLE(RG-58U), 50 Ohms	
UNLESS OTHERWISE SPECIFIED: DIMENSIONS ARE IN MILLIMETERS	DESIGN ENGINEER A.BALI	05/06/03	MATERIAL SEE NOTE	CONTROL SPEC NUMBER
<del>FILLET/RADIUS 0.50 MAX.</del>	DESIGN ENGINEERING MGR.		MATERIAL SPEC NUMBER	PROJECT NUMBER C14526
<del>TOLERANCES AND LIMITS APPLY OVER ADDITIVE FINISH</del>	MFG. ENGINEERING		CAD FILE NUMBER TNC50-4201	DRAWING NUMBER TNC50-4201
THIS DOCUMENT IS THE PROPERTY OF CINCH. NEITHER THIS DOCUMENT NOR ANY OF THE INFORMATION CONTAINED IN IT MAY BE DUPLICATED OR DISCLOSED WITHOUT PRIOR WRITTEN CONSENT OF CINCH.	QUALITY ASSURANCE		CAGE IDENT NO. 71785	SCALE NTS SHEET 1 OF 1

8 7 6 5 4 3 2 1