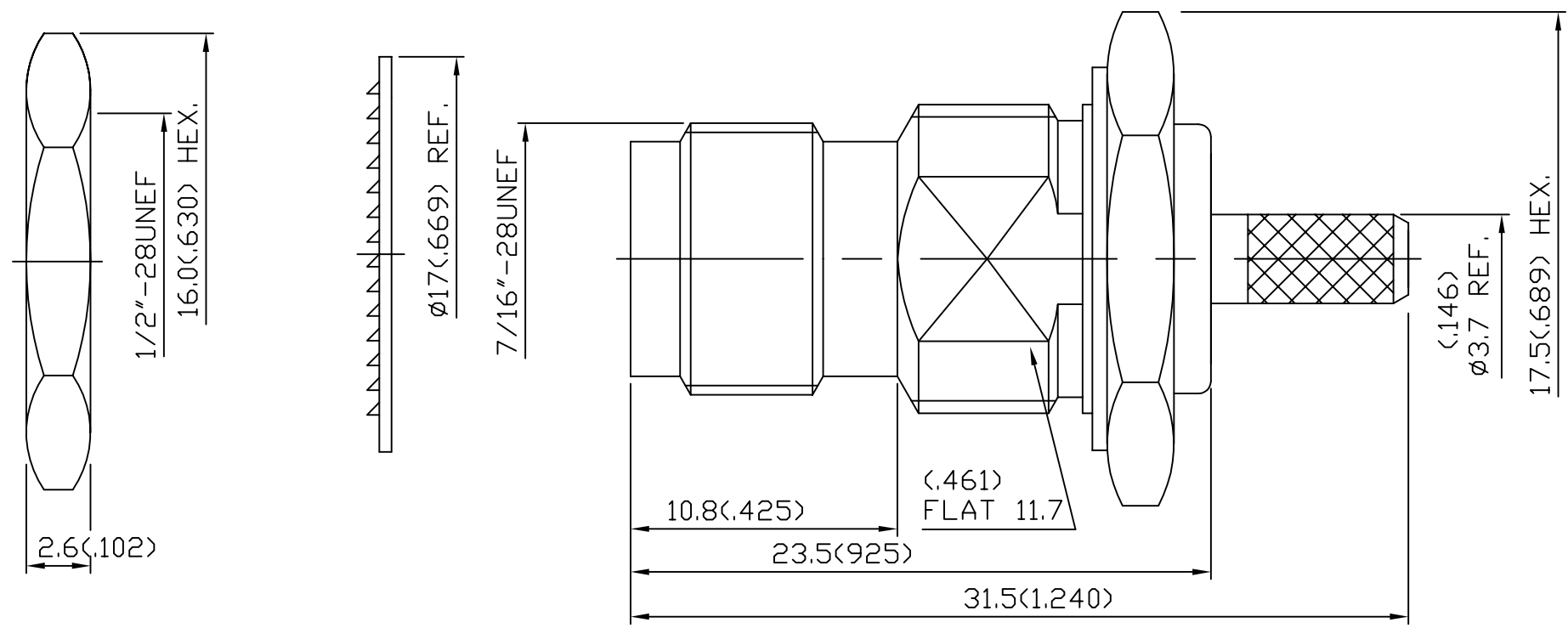


DRAWING REVISIONS			
REV	DOCUMENT	APP	DATE
2	PRELIM.		



NOTES:
1. SPECIFICATIONS:
MATERIALS:

BODY, NUT, CHASSIS & FERRULE: BRASS
 PLATING: NICKEL 100 MICRO INCHES MIN.
 WASHER: IRON
 PLATING: NICKEL 100 MICRO INCHES MIN.
 CENTER CONTACT: BRASS
 PLATING: GOLD FLASH MIN.
 INSULATOR: TEFLON
 GASKET: SILICONE

ELECTRICAL

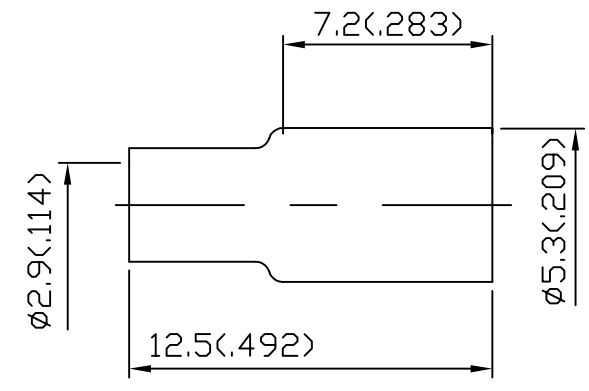
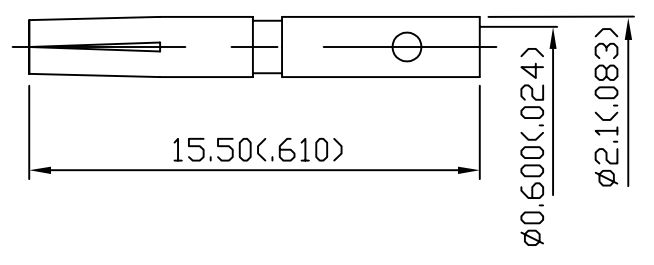
IMPEDANCE: 50 Ohms
 FREQUENCY RANGE: 0 TO 11 GHz
 INSERTION LOSS: 0.2dB MAX.@ 1 GHz
 WORKING VOLTAGE: <= 500 V rms @ SEA LEVEL
 INSULATION RESISTANCE: >= 5000 MOhms
 CONTACT RESISTANCE:
 CENTER CONTACT: 1.5 MILLI Ohms MAX.
 OUTER CONTACT: 1.0 MILLI Ohms MAX.

MECHANICAL:

DURABILITY: 500 MATING CYCLES.
 OPERATING TEMPERATURE: -65°C TO 125°C.
 CONNECTOR INTERFACE PER MIL-STD-348A

2. ALL DIMENSIONS ARE IN MM AND DIMENSIONS IN () ARE IN INCHES.

CINCH PART NO.	CINCH CATLOG NO.
299 98 07 003	TNC50-8202



UNITS	METRIC	AUTOCAD	Cinch		1700 FINLEY RD LOMBARD, IL. 60148
DO NOT SCALE DRAWING	DRAWN BY A.BALI	DATE 05/07/03	TITLE TNC SOCKET/JACK/STRA CABLE(RG-174U) , 50 Ohms		
UNLESS OTHERWISE SPECIFIED: DIMENSIONS ARE IN MILLIMETERS	DESIGN ENGINEER A.BALI	05/07/03	MATERIAL SEE NOTE		CONTROL SPEC NUMBER
FILLET/RADIUS 0.50 MAX.	DESIGN ENGINEERING MGR.		MATERIAL SPEC NUMBER	FINISH SEE NOTE	PROJECT NUMBER C14526
TOLERANCES AND LIMITS APPLY OVER ADDITIVE FINISH	MFG. ENGINEERING		CAD FILE NUMBER TNC50-8202	DRAWING NUMBER TNC50-8202	
THIS DOCUMENT IS THE PROPERTY OF CINCH. NEITHER THIS DOCUMENT NOR ANY OF THE INFORMATION CONTAINED IN IT MAY BE DUPLICATED OR DISCLOSED WITHOUT PRIOR WRITTEN CONSENT OF CINCH.	QUALITY ASSURANCE		CAGE IDENT NO. 71785	SCALE NTS	SHEET 1 OF 1