

Please order to MIL-C-24308 part numbers if Mil specification release is required.

Technical Data

Termination Options	Solder Bucket, 90° Flow Solder, Straight Flow Solder	Withstanding Voltage	1.25 Kv a.c. peak
Number of Contacts	9 15 25 37 50	Working Voltage	750V d.c. or a.c. peak
Maximum Insertion & Extraction Force	30 50 83 123 167N	Contact Resistance	5 X 10 ⁻³ Ω max
Release Available	Pattern 110, HE508, BS9523 F0013 MIL-C-24308	Insulation Resistance	≤ 5 X 10 ⁹ Ω
Wire Accommodation (size 20 contact)	≤ 0.5mm ² (20 AWG)	Insulator Materials	GF Daillyl Phthalate Green UK 94V-0 rated
Plug Contact Material	Copper Alloy	Temperature Range	-55° to +155°
Socket Contact Material	Copper Alloy with Stainless steel sleeve	Shell Materials	Steel:- BS9523 F0013 - Zinc plated with yellow chromate passivation MIL-C24308 - Cadmium plated with yellow chromate. (For other versions, e.g. gold plated,/brass non magnetic shells, please consult factory)
Current Rating	7.5A		
Proof Voltage	2.5 Kv d.c. or a.c. peak		

Solder Bucket - Plugs



Number of contacts	Description	BS Reference Number		MIL-C-24308	
		Normal Mounting	With Float Mounts	Normal Mounting	With Float Mounts
9	DEM9P	R3101 1 09 1	R3102 1 09 1	M24308/3-1	M24308/3-12
15	DAM15P	R3101 2 15 1	R3102 2 15 1	M24308/3-2	M24308/3-13
25	DBM25P	R3101 3 25 1	R3102 3 25 1	M24308/3-3	M24308/3-14
37	DCM37P	R3101 4 37 1	R3102 4 37 1	M24308/3-4	M24308/3-15
50	DDM50P	R3101 5 50 1	R3102 5 50 1	M24308/3-5	M24308/3-16

Solder Bucket - Sockets

Number of contacts	Description	BS Reference Number		MIL-C-24308	
		Normal Mounting	With Float Mounts	Normal Mounting	With Float Mounts
9	DEM9S	R3103 1 09 1	R3104 1 09 1	M24308/1-1	M24308/1-12
15	DAM15S	R3103 2 15 1	R3104 2 15 1	M24308/1-2	M24308/1-13
25	DBM25S	R3103 3 25 1	R3104 3 25 1	M24308/1-3	M24308/1-14
37	DCM37S	R3103 4 37 1	R3104 4 37 1	M24308/1-4	M24308/1-15
50	DDM50S	R3103 5 50 1	R3104 5 50 1	M24308/1-5	M24308/1-16

PCB Mountings - Plugs and Sockets

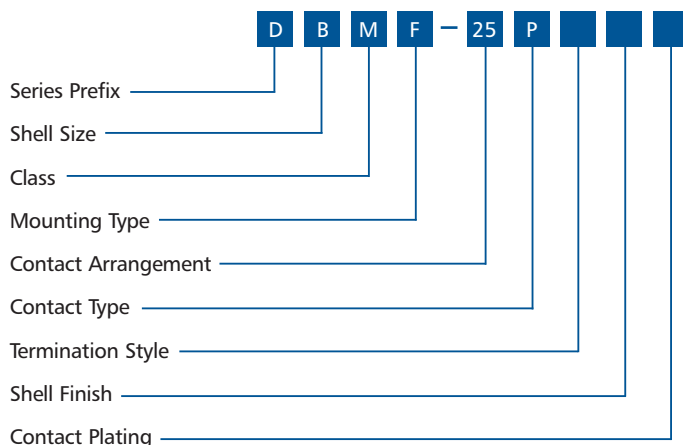
Number of contacts	90° Flow Solder Tails		Straight Flow Solder Tails		
	Plugs to MIL-C-24308		Plugs and Sockets to MIL-C-24308		
	2.36mm Tail Length 0.76mm Diameter	2.36mm Tail Length 1.02mm Diameter	3.96mm Tail Length 0.76mm Diameter		4.67mm Tail Length 0.76mm Diameter
			Plugs	Sockets	Sockets
9	M24308/24-25	M24308/24-37	M24308/24-1	M24308/23-1	M24308/23-7
15	M24308/24-25	M24308/24-37	M24308/24-2	M24308/23-2	M24308/23-8
25	M24308/24-25	M24308/24-37	M24308/24-3	M24308/23-3	M24308/23-9
37	M24308/24-25	M24308/24-37	M24308/24-4	M24308/23-4	M24308/23-10
50	-	-	M24308/24-5	M24308/23-5	M24308/23-11



- Full release available to pattern 110, BS 9523 F0013 & M-C24308, HE 508 Listed, CCQ
- Probe proof sleeved socket contacts
- Combination layouts with high voltage/high power/coaxial contacts
- Combination layouts are supplied with fixed solder bucket contacts
- Intermateable with other D Subminiatures

- Bright tin, zinc, gold or cadmium plating available on shells
- Low residual magnetism/high reliability/space application version available
- Environmentally sealed versions available (IP65). Please contact factory for part numbers
- UL 94V-0 rated insulators

Part Numbering



Series Prefix	D	
Shell Size	E, A, B, C or D	
Class	M	High reliability
		For release to BS9523 F0013, please order to BS Stock number
Mounting Type	E	Please consult factory for High Vibration application
	F	Float mount for rear panel mounting

	R	Reverse float mount for front panel mounting
	Y	Universal float mount for front and rear panel mounting
	No designation	Ø 3.05mm mounting hole 90° PCB mount versions are not available with float mounts
Contact Arrangement		9, 15, 25, 37 or 50
Contact Type	P or S	
Termination Style	1A2N	European Footprint with 90° mounting bracket and keeper moulding
	A	2,63mm tail length U.S. footprint 9, 15, 25 & 37 way available
	L	3,96mm tail length 9, 15, 25 & 37 way plugs available
Straight Flow Solder	OL3	European standard Ø 0,76mm, 4mm long
Solder Bucket.	No designation required	Combination layouts available with solder Bucket. For other termination styles, please consult Sales Office
Shell Finish	T	Bright tin
	TI	Bright tin with grounding indents (plugs only)
	No Designation	Zinc plated with yellow chromate passivation For gold plated brass, non-magnetic shells, Please consult Sales Office