

Commercial Grade Terminations

2.4mm and 2.92mm

Features

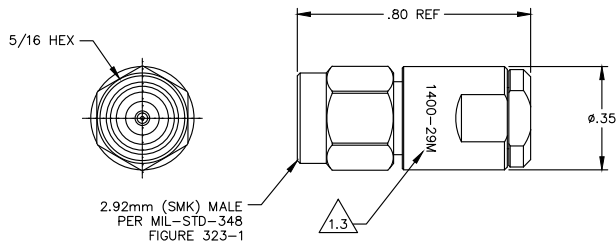
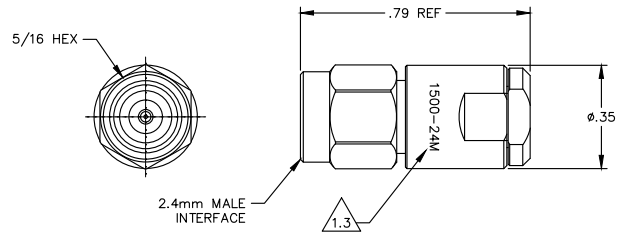
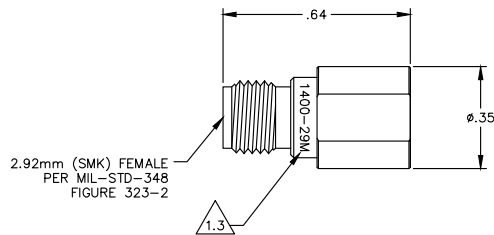
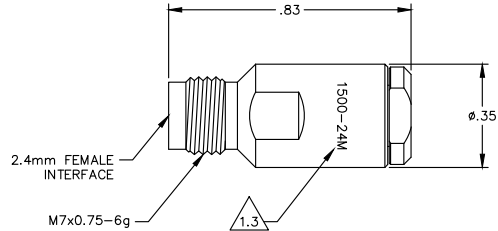
- Best combination of price and performance
- For all commercial use
- 40 GHz operation for 2.92mm models
- 50 GHz operation for 2.4mm models
- Passivated stainless-steel construction
- Male and Female versions available

Applications

- Active antenna systems
- 5G network hardware
- Test setups
- Lab use



Part Number	Termination Type	Frequency
CGT-1400-F0-29M-02	2.92mm Female	40GHz
CGT-1400-M0-29M-02	2.92mm Male	40GHz
CGT-1500-F0-24M-02	2.4mm Female	50GHz
CGT-1500-M0-24M-02	2.4mm Male	50GHz

CGT-1400-M0-29M-02

CGT-1500-M0-24M-02

CGT-1400-F0-29M-02

CGT-1500-F0-24M-02


Commercial Grade 2.4mm and 2.92mm Terminations

Materials

Housing	Passivated stainless steel
Coupling nut	Passivated stainless steel
Male Center Contact	Gold plated beryllium copper
Female Center Contact	Gold plated beryllium copper

Environmental

Thermal Shock	MIL-STD-202G Method 107, Test Condition B
Vibration	MIL-STD-202G Method 204, Test Condition D
Shock	MIL-STD-202G Method 213, Test Condition I
Humidity	MIL-STD-202G Method 106
Salt Spray	MIL-STD-202G Method 101, Test Condition B
Operating Temperature	-55°C to 125°C

Electrical

	2.92mm models	2.4mm models
Frequency of Operation	DC-40GHz	DC-50GHz
Impedance	50Ω (Nominal)	50Ω (Nominal)
VSWR	1.2:1 (max.)	1.22:1 (max.)
Input Power (at 25°C)	0.25W (CW)	0.25W (CW)

Mechanical

Mating Torque	7-10 inch-pounds
Durability	500 cycles (min.)