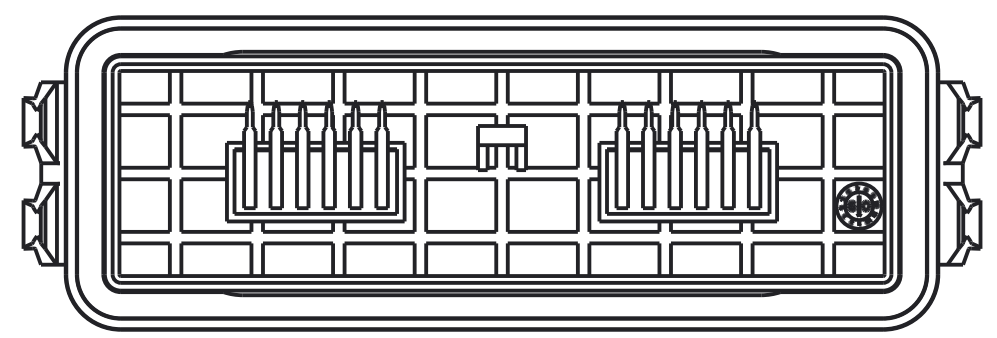
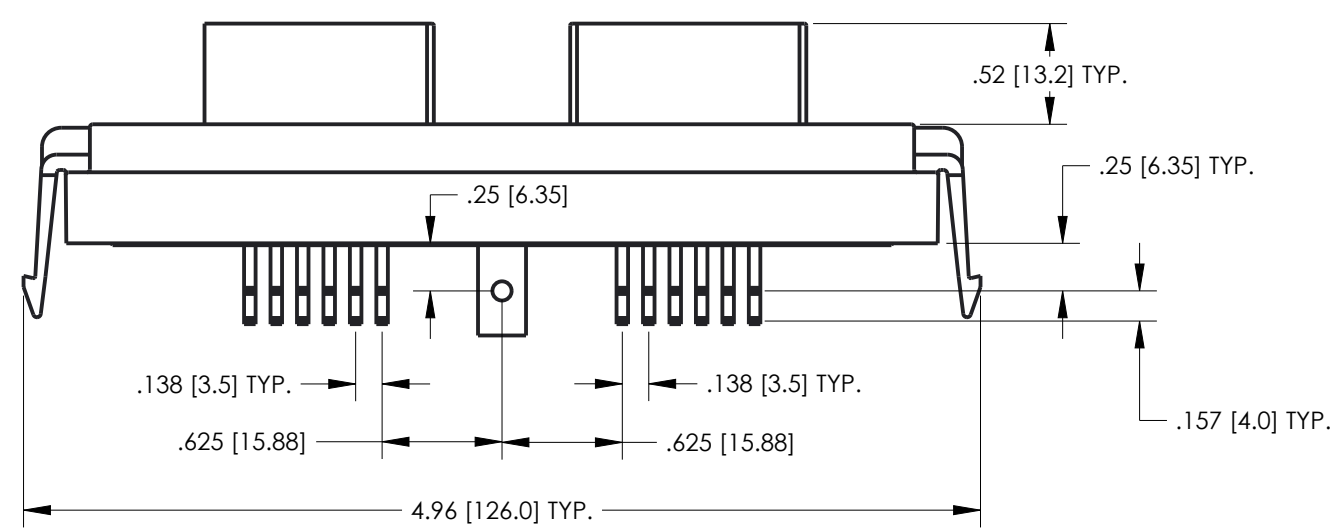
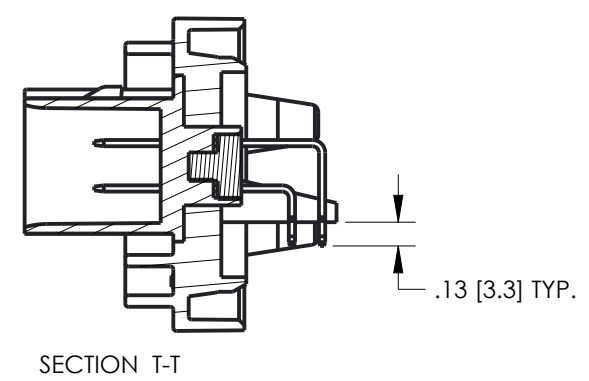
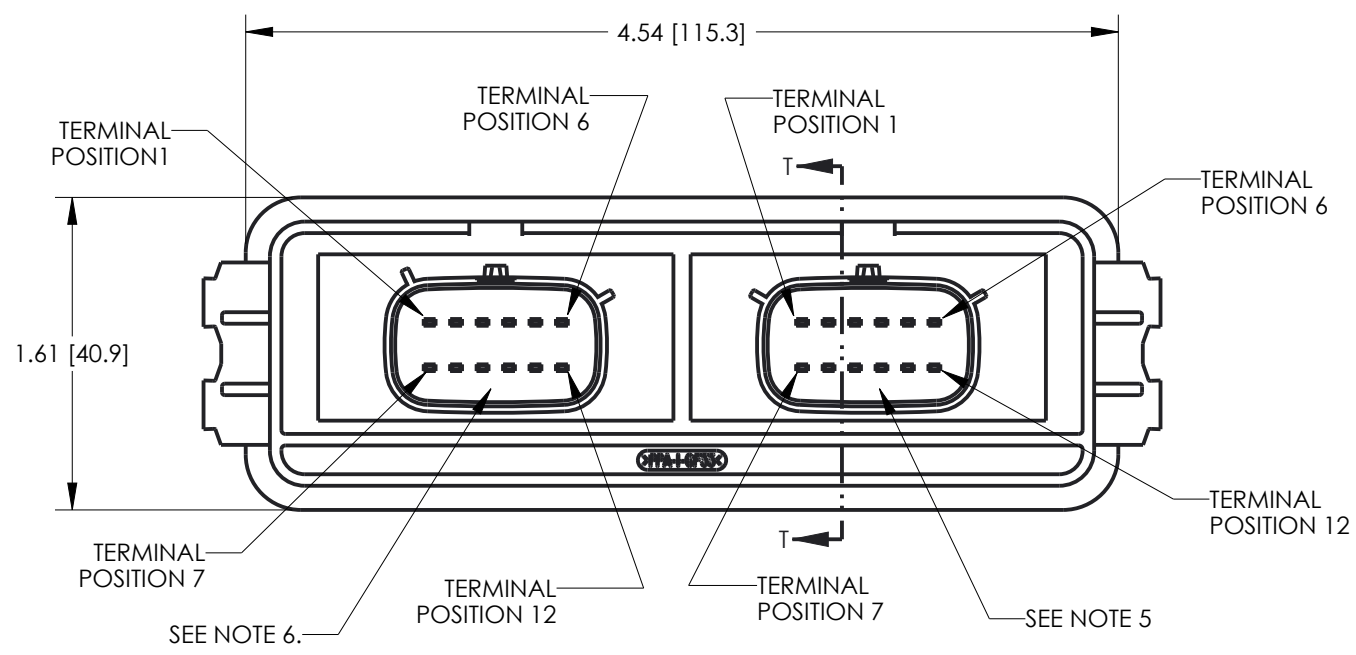


DRAWING REVISIONS (RELEASE DATE ON FILE)			
REV	DOCUMENT	APP	APPROVAL DATE
B	CO 3274	KR	7/18/16

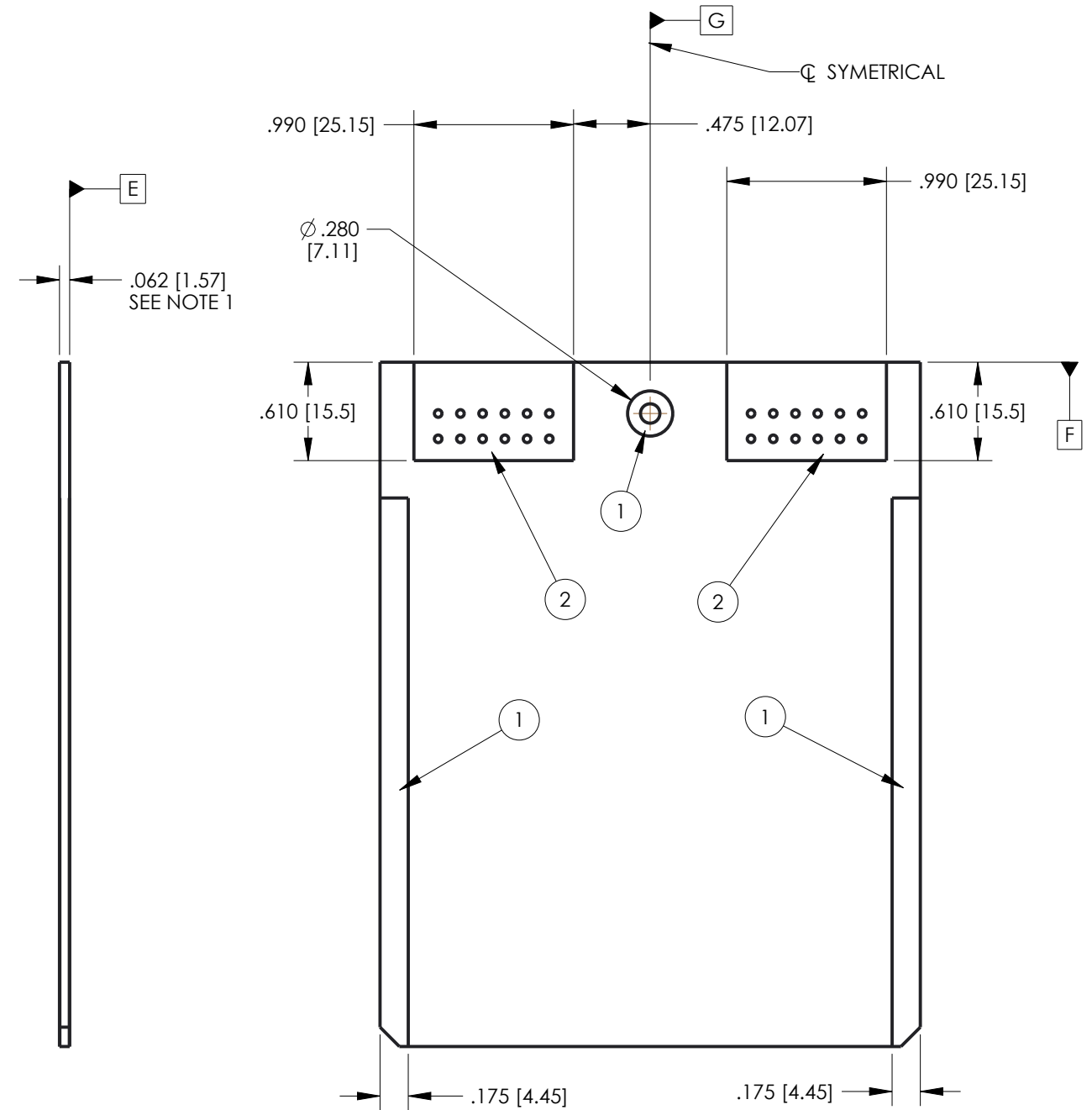
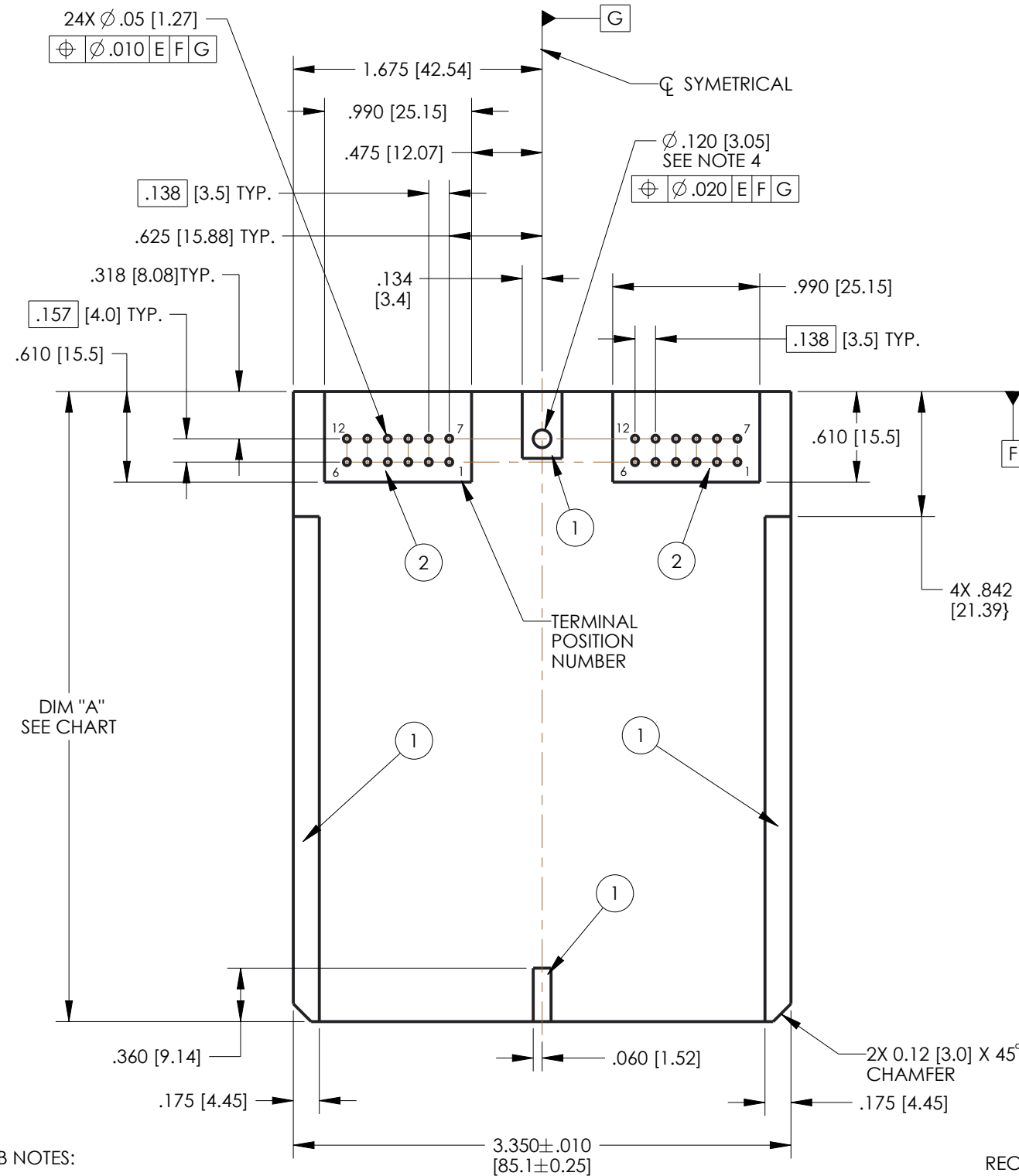


- NOTES:
- DIMENSIONS ARE IN INCHES EXCEPT DIMENSIONS INSIDE [XX] ARE IN mm. ALL DIMENSIONS ARE FOR REFERENCE ONLY.
  - MATERIALS:  
HEADER INSULATOR: 30% GLASS FILLED POLYMER, COLOR BLACK.  
TERMINAL BLADES: 1.5mm BRASS WITH TIN OVER NICKEL PLATING.
  - HEADERS ARE REFLOW OR WAVE SOLDERING PROCESS ROHS COMPLIANT.
  - SEE SHEET 2 FOR PCB DETAILS.
  - RIGHT SIDE MATES WITH MOLEX FEMALE CONNECTOR PART NUMBER 33472-1201 (COLOR BLACK).
  - LEFT SIDE MATES WITH MOLEX FEMALE CONNECTOR PART NUMBER 33472-1202 (COLOR GRAY).

UNITS <b>ENGLISH INCHES</b>		DESIGN ENGINEER K. ROSBOROUGH	DATE 07/11/14	<b>CINCH</b> 1700 FINLEY RD LOMBARD, IL 60148	
DO NOT SCALE DRAWING		UNLESS OTHERWISE SPECIFIED: ALL DIMENSIONS ARE IN INCHES FILLET/RADII .02 MAX.		TITLE <b>MODICE ME-MX          24 POSITION ASSEMBLY</b>	
TOLERANCES .X ± .1 .XX ± .01 .XXX ± .005 ANGULAR ± .5°		MATERIAL NOTED		CONTROL SPEC NUMBER	
CONFIDENTIAL THIS DOCUMENT IS THE PROPERTY OF CINCH. NEITHER THIS DOCUMENT NOR ANY OF THE INFORMATION CONTAINED IN IT MAY BE DUPLICATED OR DISCLOSED WITHOUT PRIOR WRITTEN CONSENT OF CINCH. ©COPYRIGHT 2012 CINCH		APPROVALS ON FILE		PROJECT NUMBER A15123	
CAD FILE NUMBER 5810124011S		DRAWING NUMBER <b>581 01 24 011 S</b>		SHEET 1 OF 2	
CAGE IDENT NO. 71785		SIZE B		SCALE 1:1	

# PCB TOP SIDE

# PCB BOTTOM SIDE



**PCB NOTES:**

1. SUGGESTED PCB THICKNESS .062 [1.57].
2. AREAS INDICATED BY (1) ARE COMPONENT AND TRACE KEEP OUT AREAS.
3. AREAS INDICATED BY (2) ARE COMPONENT KEEP OUT AREAS.
4. SUGGESTED SCREW TO SECURE PCB TO HEADER: #4 THREAD CUTTING SCREW (TYPE 23 OR SIMILAR) TORQUED TO 2-3 IN-LBS [0.23-0.34 N-m].

**RECOMMENDED PCB LENGTH**

DIM. "A" (SEE DRAWING)	USE WITH ENCLOSURE	
	PART NUMBER	DESCRIPTION
4.242±0.015 [107.75±0.38]	581 01 30 065	ME
	581 01 30 075	ME WITH BREATHER
2.542±0.015 [64.57±0.38]	581 01 30 090	MINI ME
	581 01 30 095	MINI ME WITH BREATHER

UNITS <b>ENGLISH INCHES</b>		<b>CINCH</b>		1700 FINLEY RD LOMBARD, IL. 60148	
DO NOT SCALE DRAWING		TITLE MODICE ME-MX 24 POSITION ASSEMBLY			
UNLESS OTHERWISE SPECIFIED: ALL DIMENSIONS ARE IN INCHES		SCALE <b>1:1</b>			
FILLET/RADIUS .02 MAX.	TOLERANCES .X ± .1 .XX ± .01 .XXX ± .005 ANGULAR ± .5°	CAD FILE NUMBER 5810124011S		DRAWING NUMBER <b>581 01 24 011 S</b>	
CONFIDENTIAL THIS DOCUMENT IS THE PROPERTY OF CINCH. NEITHER THIS DOCUMENT NOR ANY OF THE INFORMATION CONTAINED IN IT MAY BE DUPLICATED OR DISCLOSED WITHOUT PRIOR WRITTEN CONSENT OF CINCH. ©COPYRIGHT 2012 CINCH		CAGE IDENT NO. 71785	SIZE B	REV B	
		SCALE 1:1		SHEET 2 OF 2	