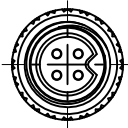
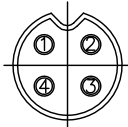


DATE	REV	ECN	APP'D. BY
03/19/24	A0	12339	GWL



P1



4 Position
A-Code

WIRE MAP	
P1	WIRE COLOR
1	BLACK
2	WHITE
3	RED
4	GREEN

Notes:

Ingress Protection Rating: IP67 in Mated Condition
Current Rating: 1A
Voltage Rating: 60V
Contact Resistance: 5Ω Max
Insulation Resistance: 10 MΩ Min. DC 450V
Temperature of Operation: -20°C ~ 80°C

Materials:

Cable: UL20549 26AWG-4C Color Black
TPU Jacket
Boot: TPU Outer Molding Color Black

P/N STRUCTURE:

BC-M5FA4BP01xxxM

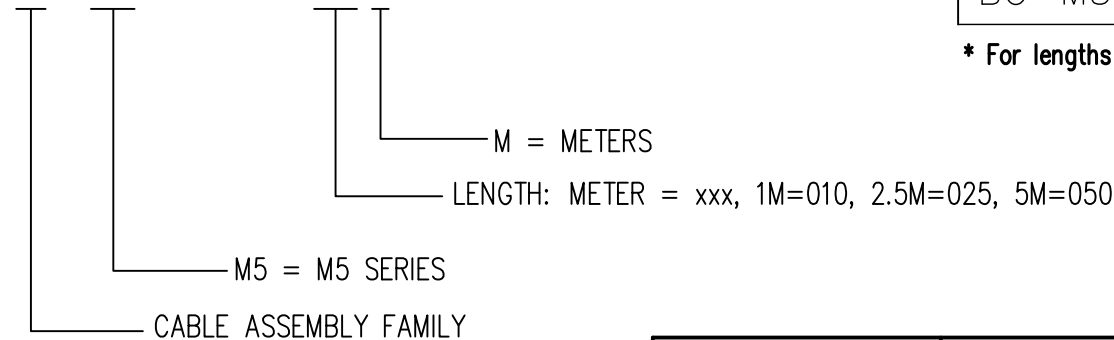


CHART "A"
TYPICAL PART NUMBERS

PART NUMBER	LENGTH
BC-M5FA4BP01005M	500 ± 20mm
BC-M5FA4BP01010M	1000 ± 40mm
BC-M5FA4BP01020M	2000 ± 60mm
BC-M5FA4BP01030M	3000 ± 60mm

* For lengths not included in this chart, see P/N Structure

BC-M5FA4BP01xxxM
PART NUMBER

THIRD ANGLE PROJECTION

DO NOT SCALE DRAWING

DRAWING IS SUBJECT TO CHANGE WITHOUT NOTICE

DIMENSIONS: METRIC

SHEET NO. 1 OF 1

11118 Susquehanna Trail South
Glen Rock, PA 17327-9199
(717) 235-7512
<http://www.stewartconnector.com>

TITLE

M5 FEMALE STRAIGHT TO PIGTAIL CORDSET

THIS DRAWING AND THE SUBJECT MATTER SHOWN THEREON ARE CONFIDENTIAL AND THE PROPRIETARY PROPERTY OF STEWART CONNECTOR AND SHALL NOT BE REPRODUCED, COPIED, OR USED IN ANY MANNER WITHOUT PRIOR WRITTEN CONSENT OF STEWART CONNECTOR. ONE OR MORE U.S. PATENTS MAY APPLY TO THIS PRODUCT. FOR DETAILS, PLEASE VISIT: [HTTP://BELFUSE.COM/STEWART/STEWART_PATENTS/](http://BELFUSE.COM/STEWART/STEWART_PATENTS/)

DRN BY: ARC	DATE 03/19/24
APPD BY: GWL	DATE 03/19/24
DWG NO. CT999305	REV. A0

TOLERANCES UNLESS OTHERWISE SPECIFIED	
X.XXX	±.10
X.XX	±.25
X.X	±.38
X	±.50
ANG	±3°