| DATE | REV | ECN | APP'D BY |
|---|---|---|---|
| 8/28/2025 | A0 | 12590 | GL |
| | | | |
| | | | |

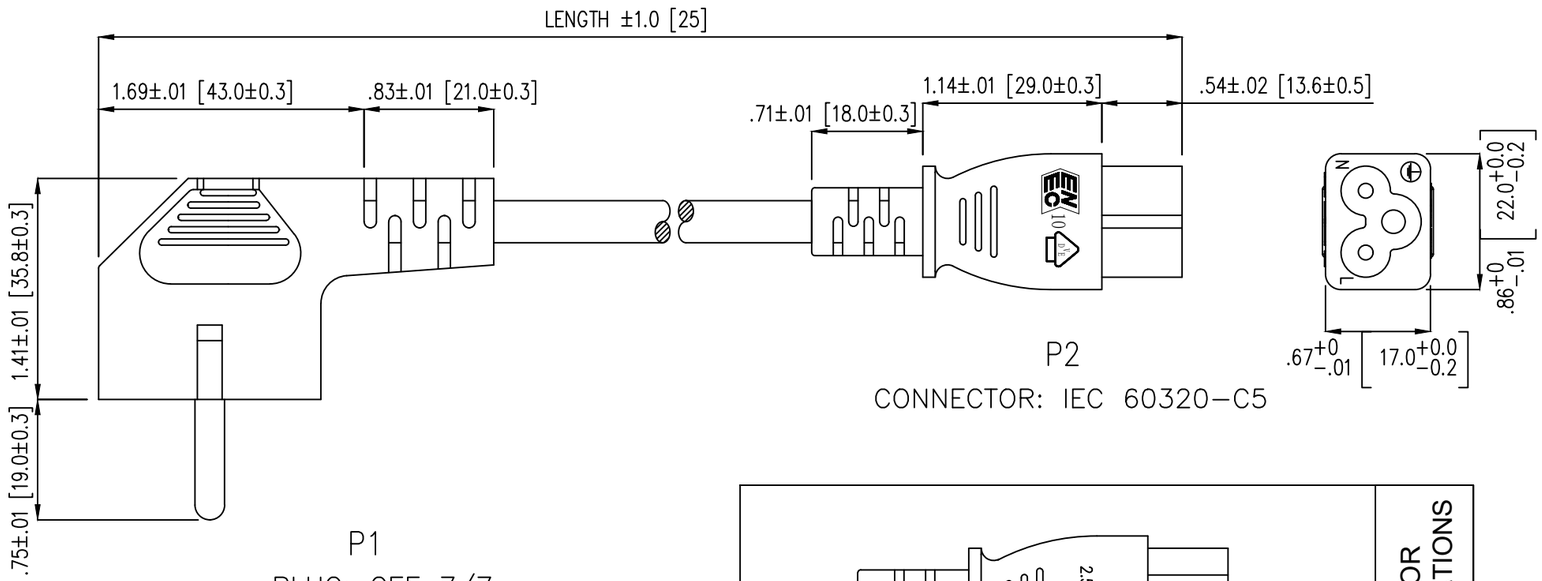


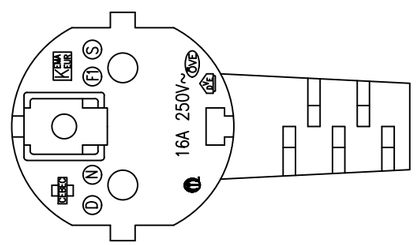


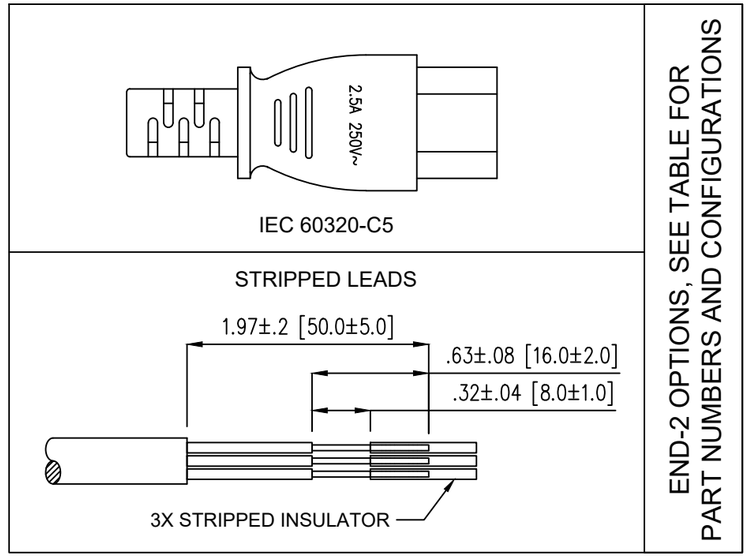


NOTES:

1. MATERIAL
   PLUG/CONNECTOR: MOLDED PVC, 45P, BLACK
   CONTACTS: 2X ø.19 [4.8], ZN OVER CU
   CABLE: ø.27 [6.8]
   WIRE: 3X .75mm² STRANDED COPPER
   CABLE JACKET: PVC, BLACK

2. ELECTRICAL
   VOLTAGE RATING: 250V
   CURRENT RATING: 2.5A MAX
   100% CONTINUITY/SHORT AND POLARITY
   INSULATION RESISTANCE: >5MΩ
   HIPOT AC/DC: 2kV/4kV, 1-SEC.

3. MECHANICAL
   DURABILITY: ≥ 1000 CYCLES

4. ENVIRONMENTAL
   TEMPERATURE RANGE: 14°F (-10°C) TO 176°F (80°C)
   RELATIVE HUMIDITY: 10-85%

PACKAGING

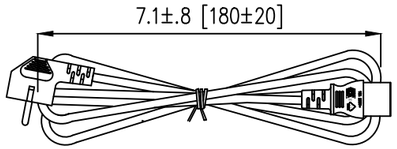


WIRE DIAGRAM

| P1 | P2 | |
|---|---|---|
| L | L | BROWN |
| N | N | BLUE |
| E | E | GREEN/YELLOW |

CABLE MARKINGS:
H05VV-F 3G 0.75mm² KEMA-KEUR IEMMEQU VDE
N20050 GTSA-3 3G 0.75mm² MSL

P1:
P2:

RoHS

THIS DRAWING AND THE SUBJECT MATTER SHOWN THEREON ARE CONFIDENTIAL AND THE PROPRIETARY PROPERTY OF STEWART CONNECTOR AND SHALL NOT BE REPRODUCED, COPIED, OR USED IN ANY MANNER WITHOUT PRIOR WRITTEN CONSENT OF STEWART CONNECTOR. THE SUBJECT MATTER MAY BE PATENTED OR A PATENT MAY BE PENDING.

THIRD ANGLE PROJECTION

DO NOT SCALE DRAWING

PART NUMBER: SEE TABLE

DRAWING NUMBER: CT999331

PART NUMBERS AND CONFIGURATIONS

| PART NUMBER | LENGTH | END-1 | END-2 |
|---|---|---|---|
| PC-E7006FC5 | 6-FT. | CEE 7/7 | IEC 60320-C5 |
| PC-E7006FSL | | | STRIPPED LEADS |


stewart CONNECTOR a bel group
11118 Susquehanna Trail South
Glen Rock, PA 17327-9199
(717) 235-7512
http://www.stewartconnector.com


TITLE: EUROPEAN POWER CORD
CEE 7/7 TO IEC 60320 C5 OR STRIPPED LEADS

DIMENSIONS SHOWN ARE SUBJECT TO CHANGE WITHOUT NOTICE

DIMENSIONS: INCHES [METRIC]

TOLERANCES UNLESS OTHERWISE NOTED
2 PLC. DEC. ±0.02 [0.5]
3 PLC. DEC. ±0.012 [0.30]
4 PLC. DEC. ±0.0079 [0.200]
ANGLES ± 5°

| | | | |
|---|---|---|---|
| DRWN BY: | BR | DATE | 6/26/25 |
| CHKD BY: | BR | DATE | 6/26/25 |
| APPD BY: | KW | DATE | 6/26/25 |
| SHEET | 1 OF 1 | REV. | A0 |

AutoCAD