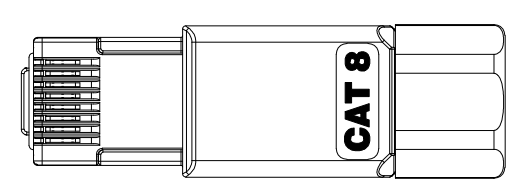
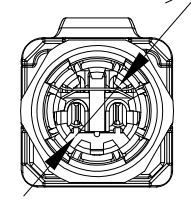
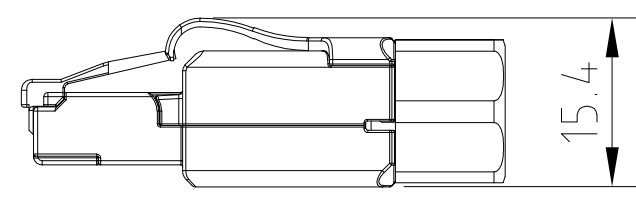
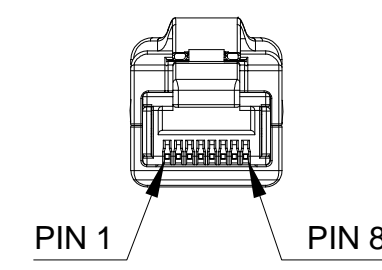
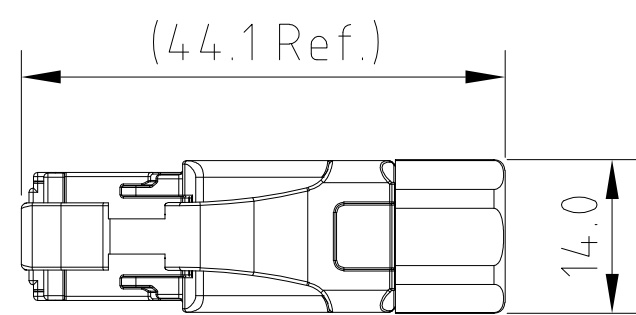
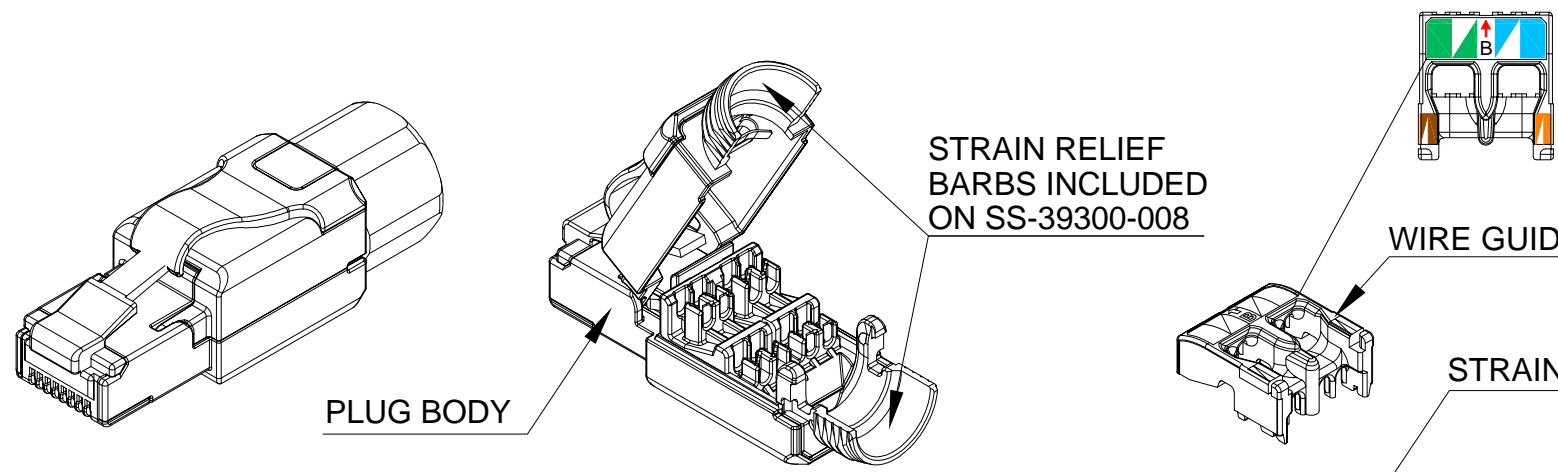


DATE	REV	ECN	APP'D. BY
08/28/20	A0	Released	JM
11/09/20	A1	11657	ADB



COMPONENTS		
ITEM	PART NAME	Q'TY
1	PLUG BODY	1
2	STRAIN RELIEF NUT	1
3	WIRE GUIDE CAP	1

WIRE MAP PER TIA T568B	
PIN #	WIRE COLOR
1	WHITE/ORANGE
2	ORANGE
3	WHITE/GREEN
4	BLUE
5	WHITE/BLUE
6	GREEN
7	WHITE/BROWN
8	BROWN

ELECTRICAL
 Electrical Insulation Resistance: 500MΩ min. @100V DC
 Dielectric Withstanding Voltage: IEC 60603-7
 Contact to Contact: 1000 VDC or AC Peak
 Contact to Shield: 1500 VDC or AC Peak

MECHANICAL
 IDC Wire Gauge : 22 ~ 26 AWG
 This product works with 26 AWG, but cannot have been previously used with any other wire gauge if being used with 26 AWG.

PHYSICAL
 Housing : Zinc-alloy fully shielded
 Contact pin : Phosphor Bronze Alloy Plated With 50 micro-inch of Gold
 IDC : Phosphor Bronze Alloy With 100 micro-inch 100% Sn Alloy

PACKAGING
 KIT: Individually bagged kit containing 1 of each component 25 kits per inner box, 16 boxes per outer box (400 kits).
 BULK: Components packed in bulk in separate bags, 500 of each component per box.

TERMINATION
 See document MN390032 for termination instructions.

SS-39300-012	SS-39300-008	ø8.0-9.2	NO INSERT
SS-39300-011	SS-39300-007	ø6.0-8.0	BLACK
SS-39300-010	SS-39300-006	ø5.0-7.0	BLUE
SS-39300-009	SS-39300-005	ø4.0-6.0	GRAY
KIT PACK PART NUMBER	BULK PACK PART NUMBER	FOR CABLE DIAMETER	STRAIN RELIEF INSERT COLOR



THIRD ANGLE PROJECTION

DO NOT SCALE DRAWING
 DRAWING IS SUBJECT TO CHANGE WITHOUT NOTICE

DIMENSIONS: METRIC
 UNLESS OTHERWISE SPECIFIED TOLERANCES ARE ±0.2 ANGLES ARE ± 1°

SHEET NO. 1 OF 1

stewart CONNECTOR
 a bel group

11118 Susquehanna Trail South
 Glen Rock, PA 17327-9199
 (717) 235-7512
<http://www.stewartconnector.com>

TITLE: CAT 8.1 FIELD TERMINATED PLUG

THIS DRAWING AND THE SUBJECT MATTER SHOWN THEREON ARE CONFIDENTIAL AND THE PROPRIETARY PROPERTY OF STEWART CONNECTOR AND SHALL NOT BE REPRODUCED, COPIED, OR USED IN ANY MANNER WITHOUT PRIOR WRITTEN CONSENT OF STEWART CONNECTOR. ONE OR MORE U.S. PATENTS MAY APPLY TO THIS PRODUCT. FOR DETAILS, PLEASE VISIT: [HTTP://BELFUSE.COM/STEWART/STEWART_PATENTS/](http://BELFUSE.COM/STEWART/STEWART_PATENTS/)

DRN BY: AB	DATE: 08/14/20
APPD BY: JM	DATE: 08/28/20
DWG NO. CT390233	REV. A1