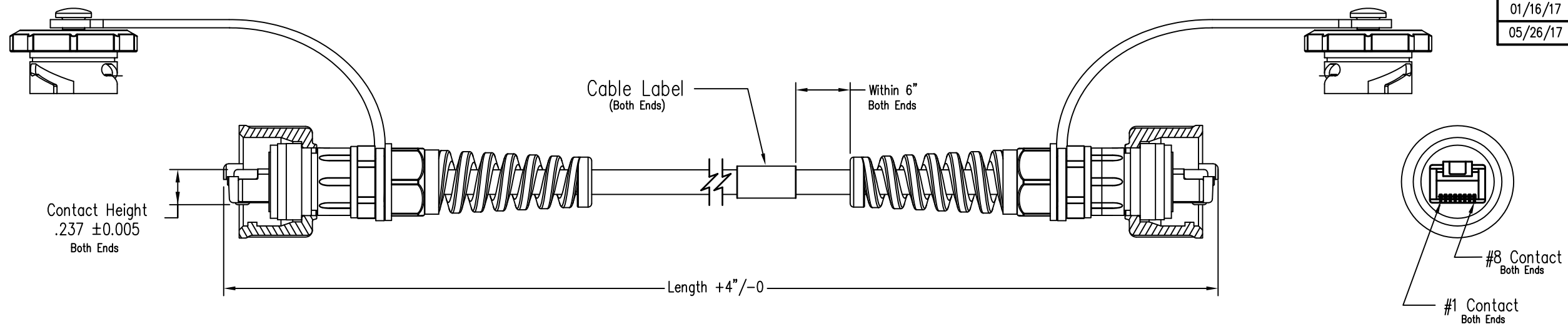


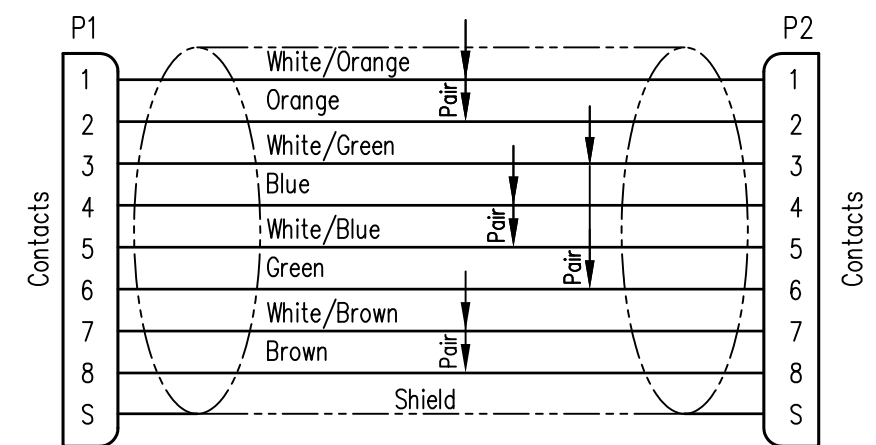
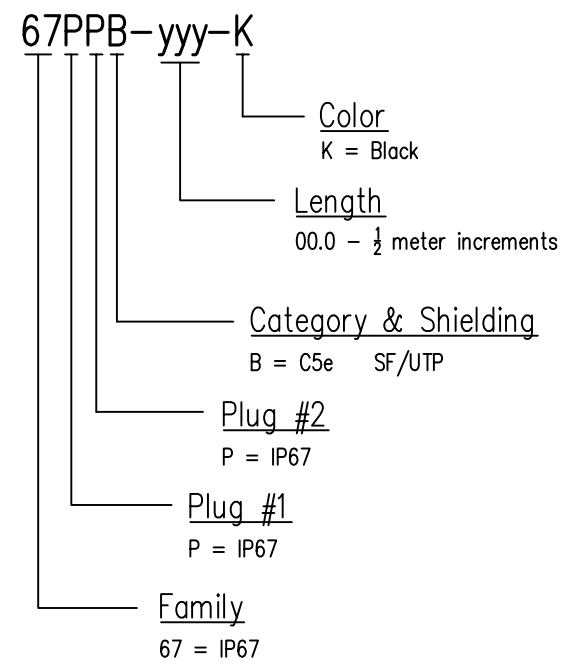
DATE	REV	ECN	APP'D. BY
01/16/17	A0	Released	KAC
05/26/17	A1	11013	KAC



**Notes:**

- 1) Each cable assembly to be individually bagged.
- 2) Mates with SS-60400-015 Industrial Jack
- 3) Cable Construction:
  - 26AWG 7/34 Stranded T/C
  - 4Pr, SF/UTP, Type CMX
  - ZHFR Polyurethane Jacket
  - O/A Dia 0.244" ±.005"
  - RoHS Compliant, VW-1
- 4) For Product Specification see PR041-01

**P/N Structure:**



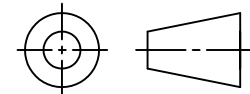
**568B Standard Wiring Map**

**Typical Part Numbers**

Length (m)	C5e Shielded
1.0	67PPB-010-K
1.5	67PPB-015-K
2.0	67PPB-020-K
2.5	67PPB-025-K
3.0	67PPB-030-K
5.0	67PPB-050-K
7.0	67PPB-070-K
10.0	67PPB-100-K

For Part Numbers Not Shown Follow Part Number Key Format

THIRD ANGLE PROJECTION



1118 Susquehanna Trail South  
Glen Rock, PA 17327-9199  
(717) 235-7512

<http://www.stewartconnector.com>

DO NOT SCALE DRAWING  
DRAWING IS SUBJECT TO CHANGE WITHOUT NOTICE

TITLE:  
**IP67 Plug to IP67 Plug Patchcord Assembly, C5e SF/UTP**

DIMENSIONS: INCHES [METRIC]  
UNLESS OTHERWISE SPECIFIED TOLERANCES ARE ±.005 [0.13] ANGLES ARE ± 1°

THIS DRAWING AND THE SUBJECT MATTER SHOWN THEREON ARE CONFIDENTIAL AND THE PROPRIETARY PROPERTY OF STEWART CONNECTOR AND SHALL NOT BE REPRODUCED, COPIED, OR USED IN ANY MANNER WITHOUT PRIOR WRITTEN CONSENT OF STEWART CONNECTOR. ONE OR MORE U.S. PATENTS MAY APPLY TO THIS PRODUCT. FOR DETAILS, PLEASE VISIT: [HTTP://BELFUSE.COM/STEWART/STEWART\\_PATENTS/](http://BELFUSE.COM/STEWART/STEWART_PATENTS/)

DRN BY:	KAC	DATE	01/16/17
APPD BY:	DRI	DATE	01/16/17
DWG NO.	CT999134	REV.	A1

SHEET NO. 1 OF 1