DATE	REV	ECN	APP'D. BY
1-8-15	A4	10175	TRM
3-1-16	A5	10580	TRM

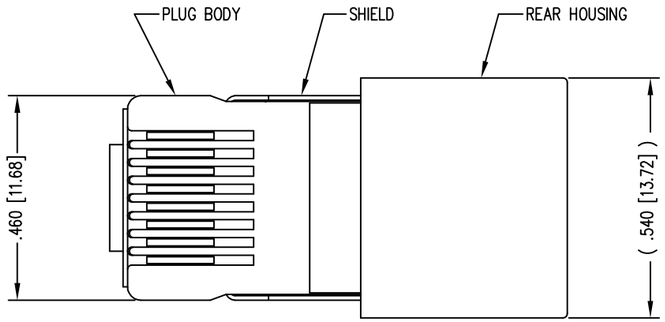

(SHOWN ASSEMBLED)

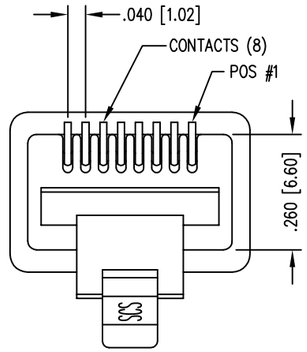

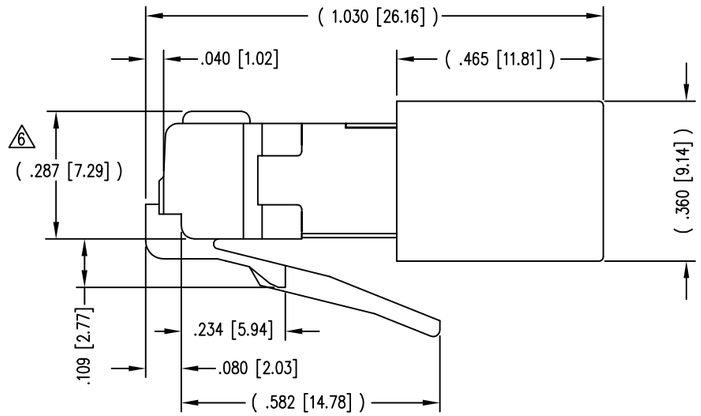

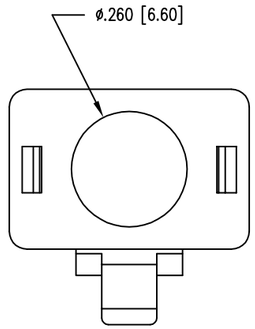

NOTES:

1- PLUG KIT CONSISTS OF :
   PRE-INSERTED PLUG HOUSING & SHIELD
   MANAGEMENT BAR
   FERRULE
2- MATERIALS :
   FRONT HOUSING PLASTIC : CLEAR POLYCARBONATE, UL 94-V0
   MANAGEMENT BAR : CLEAR POLYCARBONATE, UL 94-V0
   SHIELD : TIN PLATED BRASS
   CONTACTS : PHOSPHOR BRONZE, SELECTIVE GOLD PLATING
   FERRULE : NICKEL OR TIN PLATED BRASS
3- CONTACTS TERMINATE STRANDED & SOLID CONDUCTORS UP TO .042 [1.07] OUTSIDE DIAMETER OF INSULATION.
4- FOR PRODUCT SPECIFICATION SEE PR026-01.
5- DIMENSIONS AND TOLERANCES COMPLY WITH TIA-1096 STANDARD.
6 TERMINATED PLUG HEIGHT: .237 [6.02] ±.005 [0.13] ON CABLE
7- DESIGNED FOR CATEGORY 5/5e APPLICATIONS.

BULK	50 MICRO-INCHES [1.27um]	CN0002
PACKAGE	CONTACT PLATING IN MATING AREA	PART NUMBER

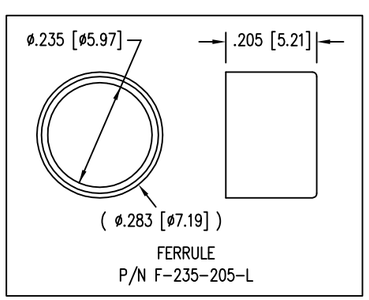

FERRULE
P/N F-235-205-L

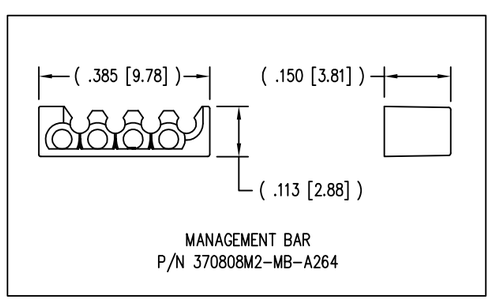

MANAGEMENT BAR
P/N 370808M2-MB-A264

RoHS

THIRD ANGLE PROJECTION

DO NOT SCALE DRAWING

DRAWING IS SUBJECT TO CHANGE WITHOUT NOTICE

DIMENSIONS: INCHES [METRIC]

UNLESS OTHERWISE SPECIFIED TOLERANCES ARE ±.005 [0.13] ANGLES ARE ± 1°

SHEET NO. 1 OF 1

stewart CONNECTOR a bel group
11118 Susquehanna Trail South
Glen Rock, PA 17327-9199
(717) 235-7512
http://www.stewartconnector.com

TITLE: SHIELDED CAT 5 PLUG 8 X 8

THIS DRAWING AND THE SUBJECT MATTER SHOWN THEREON ARE CONFIDENTIAL AND THE PROPRIETARY PROPERTY OF STEWART CONNECTOR AND SHALL NOT BE REPRODUCED, COPIED, OR USED IN ANY MANNER WITHOUT PRIOR WRITTEN CONSENT OF STEWART CONNECTOR. ONE OR MORE U.S. PATENTS MAY APPLY TO THIS PRODUCT. FOR DETAILS, PLEASE VISIT: HTTP://BELFUSE.COM/STEWART/STEWART_PATENTS/

DRN BY:	R.C.	DATE	6-26-97
APPD BY:	R.L.	DATE	6-26-97
DWG NO.	CT370014	REV.	A5

AutoCAD

Please read our datasheet & drawing disclaimer here.