DATE	REV	ECN	APP'D. BY
05-13-26	A0	12662	GWL
06-09-26	A1	12675	GWL

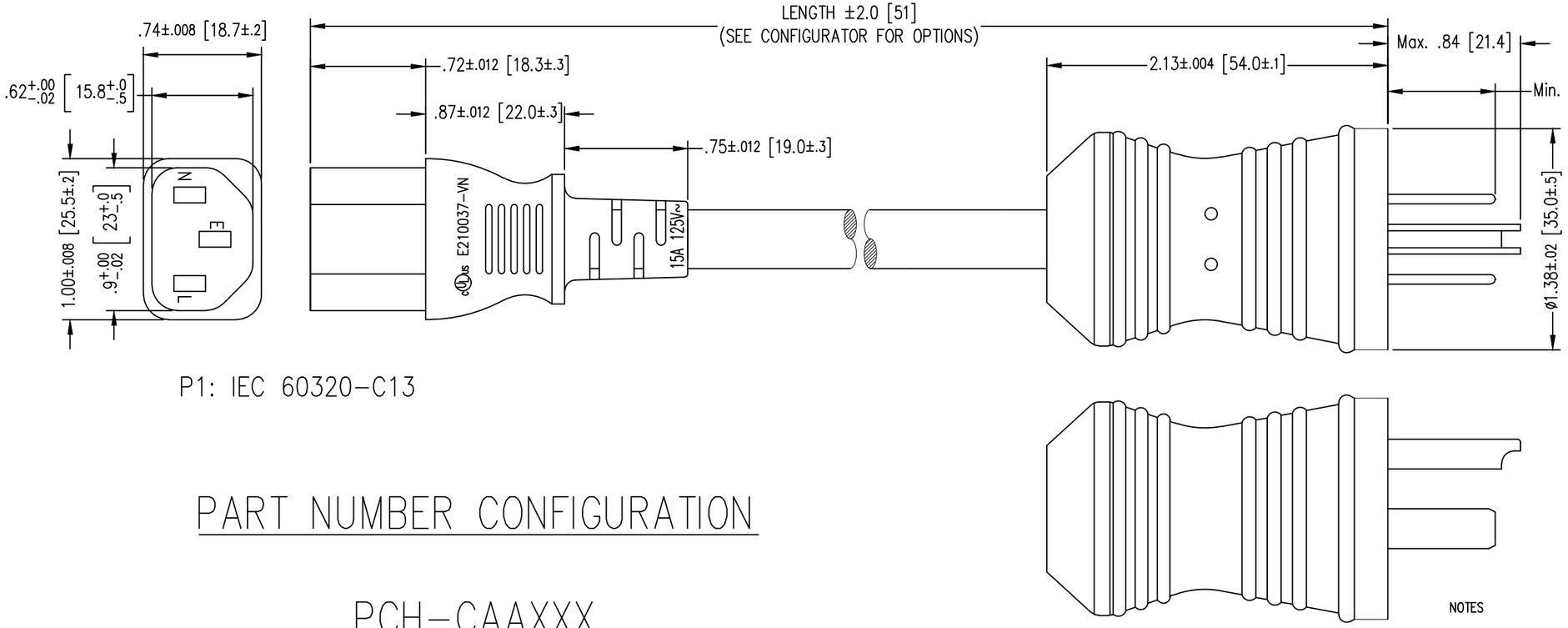

P1: IEC 60320-C13

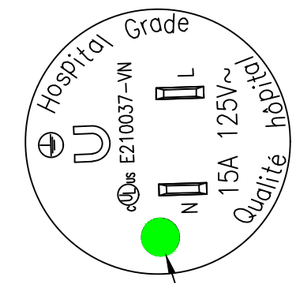

GREEN DOT
(SIGNIFIES UL817/
C22.2 COMPLIANCE)

P2: NEMA 5-15P

PART NUMBER CONFIGURATION

PCH-CAAXXX

- LENGTH (FT): [003 = 3FT, 006 = 6FT, 010 = 10FT, 015 = 15FT, 025 = 25FT]
- AWG: [14 = 14AWG, 16 = 16AWG, 18 = 18AWG]
- COLOR: [C = CLEAR, K = BLACK]
- PRODUCT FAMILY: HOSPITAL GRADE POWER CORDS

NOTES

1. MATERIAL
   PLUG/CONNECTOR: MOLDED PVC, COLOR 'CLEAR' (TRANSPARENT BLUE), BLACK
   CONTACTS: Zn OVER Cu ALLOY
   CABLE: 3C, O.D.: (14AWG: 9.3mm, 16AWG: 8.5mm, 18AWG: 7.8mm)
   CABLE JACKET: PVC, GRAY (PANTONE 9C), BLACK
2. ELECTRICAL
   VOLTAGE RATING: 125V
   CURRENT RATING: (14AWG: 15A MAX, 16AWG: 13A MAX, 18AWG: 10A MAX)
   100% CONTINUITY/SHORT AND POLARITY
   INSULATION RESISTANCE: >100MΩ
   HIPOT: 1250 VAC RMS, 1-MIN.
3. MECHANICAL
   DURABILITY: ≥ 1000 CYCLES
4. ENVIRONMENTAL
   TEMPERATURE RANGE: 14°F (-10°C) TO 176°F (80°C)
   RELATIVE HUMIDITY: 10-85%

PACKAGING:

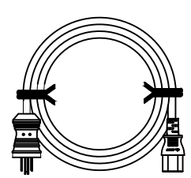

WIRING DIAGRAM

CONNECTORS (P1 & P2): c(UL)us E210037-VN-

	P1		P2
BLACK	L	———	L
WHITE	N	———	N
GREEN	E	———	E

RoHS

CABLE MARKING: INDENTED LETTERING (14AWG EXAMPLE)
(UL) SJT 3/C 14AWG(2.08MM²) VW-1 105°C 300V E204978
C(UL) SJT 3/C 2.08MM²(14AWG) FT2 105°C 300V E204978 MSL-VN-

THIRD ANGLE PROJECTION

DO NOT SCALE DRAWING
DRAWING IS SUBJECT TO CHANGE WITHOUT NOTICE
DIMENSIONS: INCHES [METRIC]
UNLESS OTHERWISE SPECIFIED TOLERANCES ARE ±.005 [0.13] ANGLES ARE ± 1°
SHEET NO. 1 OF 1

stewart CONNECTOR a bel group
1422 6th AVENUE
YORK, PA 17403
(717) 235-7512
https://www.Cinch.com

TITLE: POWER CORDS, HOSPITAL GRADE
NEMA 5-15P TO IEC 60320 C13

THIS DRAWING AND THE SUBJECT MATTER SHOWN THEREON ARE CONFIDENTIAL AND THE PROPRIETARY PROPERTY OF STEWART CONNECTOR AND SHALL NOT BE REPRODUCED, COPIED, OR USED IN ANY MANNER WITHOUT PRIOR WRITTEN CONSENT OF STEWART CONNECTOR. ONE OR MORE U.S. PATENTS MAY APPLY TO THIS PRODUCT. FOR DETAILS, PLEASE VISIT: HTTP://BELFUSE.COM/STEWART/STEWART_PATENTS/

DRN BY:	BR	DATE	04-17-26
CKD BY:	KW	DATE	05-13-26
APPD BY:	KW	DATE	05-13-26
DWG NO.	CT999338	REV.	A0

AutoCAD

Please read our datasheet & drawing disclaimer here.