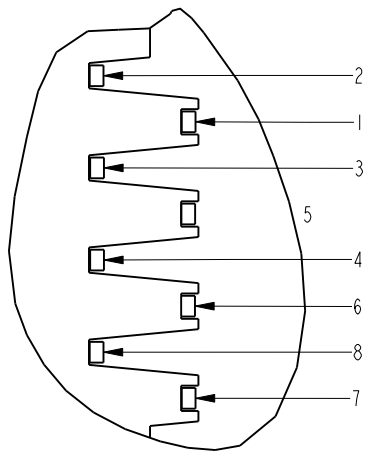
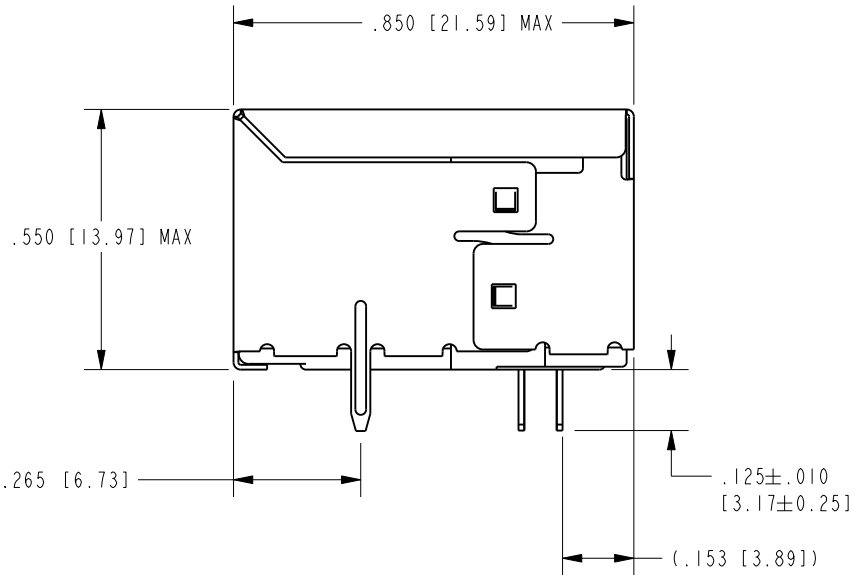
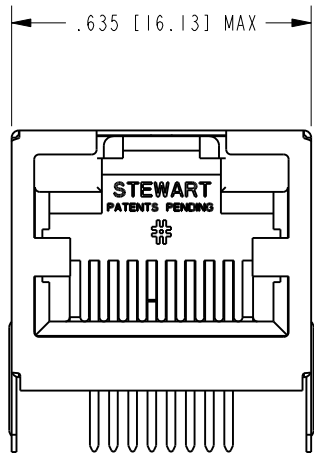
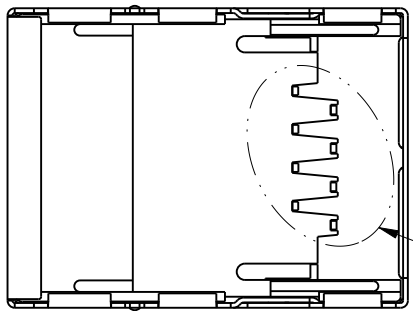
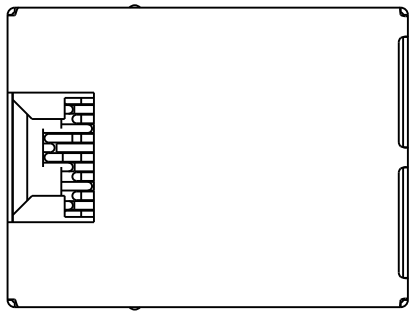


B

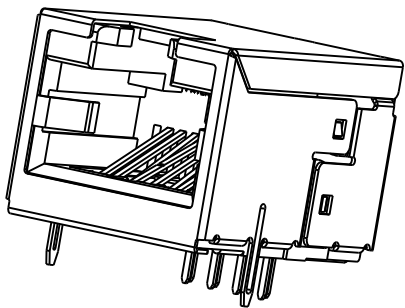
A



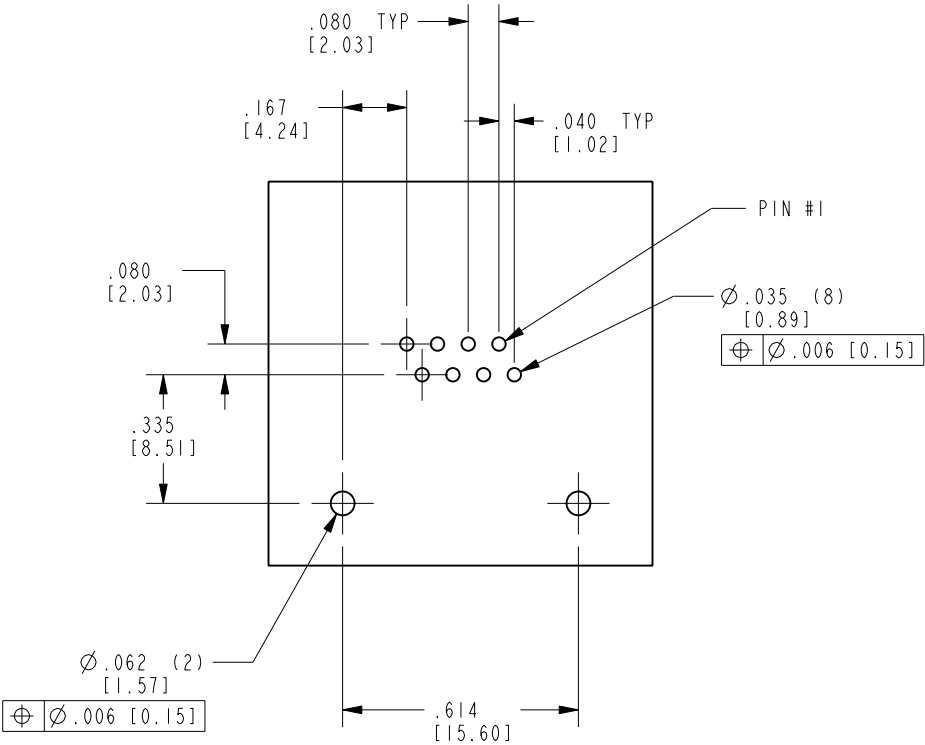
DETAIL M
OUTPUT PIN DESIGNATIONS



SEE DETAIL M



RoHS



RECOMMENDED PCB HOLE LAYOUT
SEEN FROM COMPONENT SIDE
ALL CENTERLINE DIMENSIONS ARE BASIC

- NOTES:
- CONNECTOR MATERIALS:
HOUSING: THERMOPLASTIC UL94 V-0
CONTACT/SHIELD: COPPER ALLOY
SHIELD PLATING: TIN
CONTACT PLATING: SELECTIVE PLATING IN CONTACT AREA
SEE CHART FOR DETAILS
 - PRODUCT DESIGNED FOR CAT6 APPLICATIONS.
 - DIMENSIONS AND TOLERANCES COMPLY WITH TIA-1096 STANDARD.
 - FOR PRODUCT SPECIFICATION SEE PR026-01.
 - PART DESIGNED FOR WAVE SOLDER ONLY.

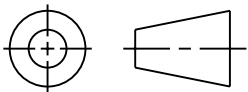
50 MICRO-INCHES [1.27µm] Au OR
5 MICRO-INCHES [0.13µm] Au OVER
30 MICRO-INCHES [0.76µm] PdNi

CONTACT PLATING
IN MATING AREA

SS-60000-041

PART NUMBER

THIRD ANGLE PROJECTION



DO NOT SCALE DRAWING
DRAWING IS SUBJECT TO
CHANGE WITHOUT NOTICE

DIMENSIONS: INCHES [METRIC]

UNLESS OTHERWISE SPECIFIED
TOLERANCES ARE ±.005 [0.13]
ANGLES ARE ±1°

SHEET NO.
1 OF 1



11118 Susquehanna Trail South
Glen Rock, PA 17327-9199
(717) 235-7512

<http://www.stewartconnector.com>

60 SERIES SHIELDED RIGHT ANGLE JACK
NO PCB POSTS

THIS DRAWING AND THE SUBJECT MATTER SHOWN THEREON
ARE CONFIDENTIAL AND THE PROPRIETARY PROPERTY OF
STEWART CONNECTOR AND SHALL NOT BE REPRODUCED,
COPIED, OR USED IN ANY MANNER WITHOUT PRIOR WRITTEN
CONSENT OF STEWART CONNECTOR. ONE OR MORE U.S. PATENTS
MAY APPLY TO THIS PRODUCT. FOR DETAILS, PLEASE
VISIT: [HTTP://BELFUSE.COM/STEWART/STEWART_PATENTS/](http://BELFUSE.COM/STEWART/STEWART_PATENTS/)

DRN BY:	TRM	DATE	1-27-14
APPD BY:	DHG	DATE	1-27-14
DWG. NO.	CT600140	REV.	A3