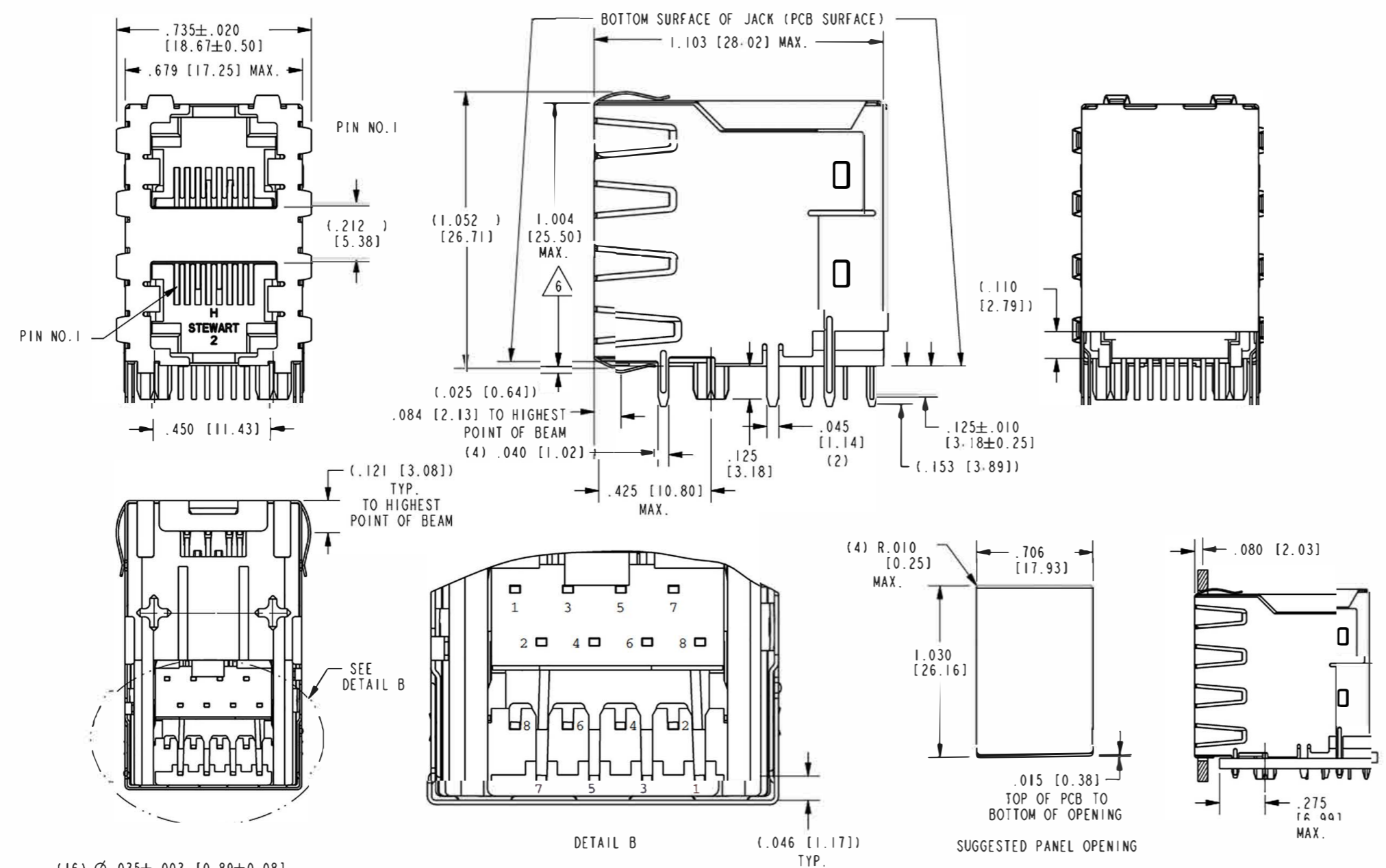


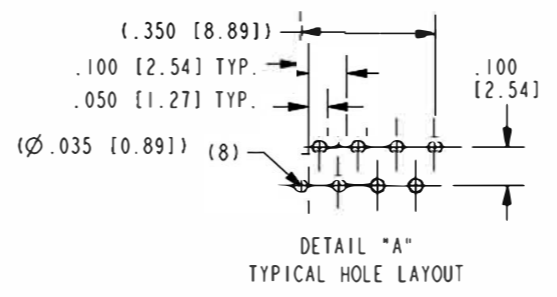
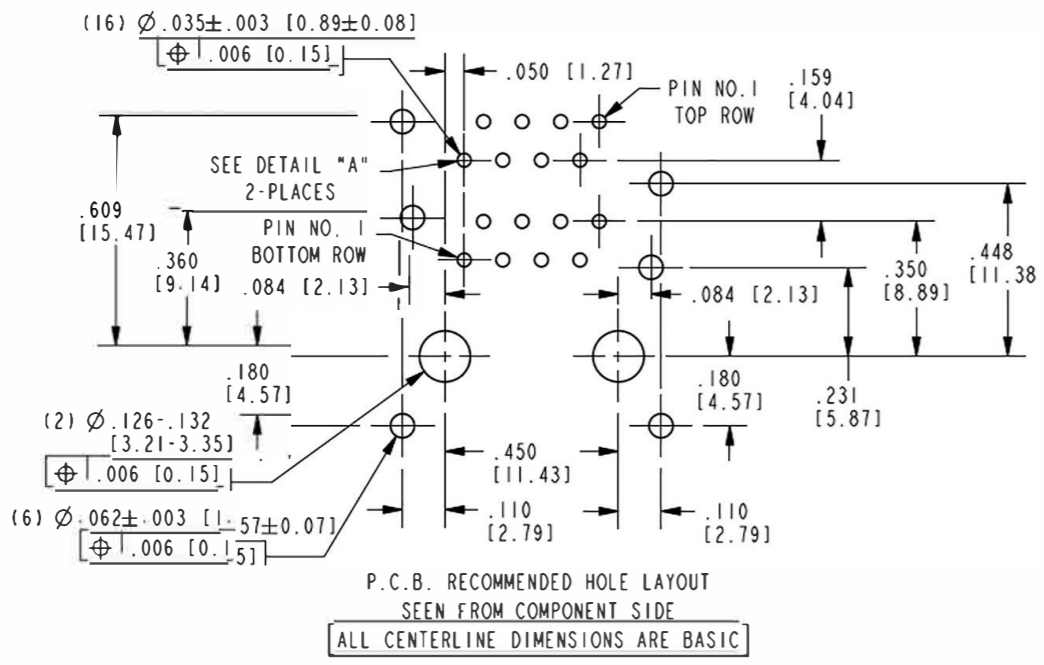
DATE	REV.	ECN	APP'D BY
4-12-18	AO	-	-
7-17-23	BO	12211	JE



NOTES:

- CONNECTOR MATERIALS:
HOUSING: THERMOPLASTIC UL94 V-0
CONTACT/SHIELD: COPPER ALLOY
SHIELD PLATING: NICKEL
CONTACT PLATING: SELECTIVE GOLD IN CONTACT AREA
SEE CHART FOR PART NUMBER
- FOR PRODUCT SPECIFICATION SEE PRO22-01
- PART IS WAVE SOLDER COMPATIBLE ONLY.
- DIMENSIONS AND TOLERANCES COMPLY WITH T1A-1096 STANDARD.
- THE SUGGESTED PANEL OPENING IS INTENDED TO GIVE USER THE ABILITY TO HAVE REASONABLE JACK/PANEL CLEARANCES, YET MAINTAIN GROUNDING CAPABILITY. THESE VARIABLES CAN BE ADJUSTED IN EITHER DIRECTION BUT MAY CARRY SOME CONSEQUENCES IN THE FORM OF LOWER MATING FORCES OR TIGHTER ASSEMBLY TOLERANCES.
- DIMENSION APPLIES AT FRONT FACE TO .125 [3.2] BACK.
- DESIGNED FOR CATEGORY CAT 5/5e APPLICATIONS.

50 MICRO-INCHES [1.27um]	SS-73100-082
CONTACT PLATING IN MATING AREA	PART NUMBER



THIRD ANGLE PROJECTION
DO NOT SCALE DRAWING
DRAWING IS SUBJECT TO CHANGE WITHOUT NOTICE
DIMENSIONS: INCHES (METRIC)
UNLESS OTHERWISE SPECIFIED TOLERANCES ARE ±.005 [0.13] ANGLES ARE ±1°
SHEET NO. 1 OF 1



11118 Susquehanna Trail South
Glen Rock, PA 17327-9199
(717) 235-7512
<http://www.stewartconnector.com>

8 CONTACT, 8 POSITION STACK JACK, ENHANCED SHIELD 2 PORT (1 ON 1), CAT5/5e APPLICATION	
DRN BY: TRM	DATE 3-31-17
APPD BY: DHG	DATE 3-31-17
DWG. NO. CT730186	REV. B0