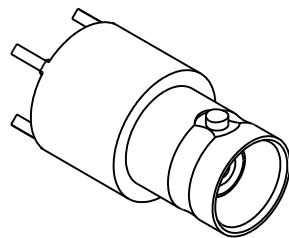
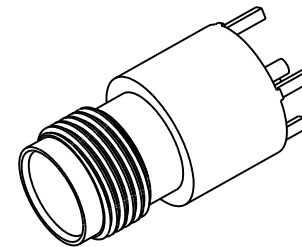


TROMPETER MODEL NO.	INTERFACE
CBJ70TL-G	TRB PER MIL-STD-348, FIGURE 201-2
CBJ70-G	
CBJ70FL-G	TRT PER MIL-STD-348, FIGURE 202-2
CBJ370-G	

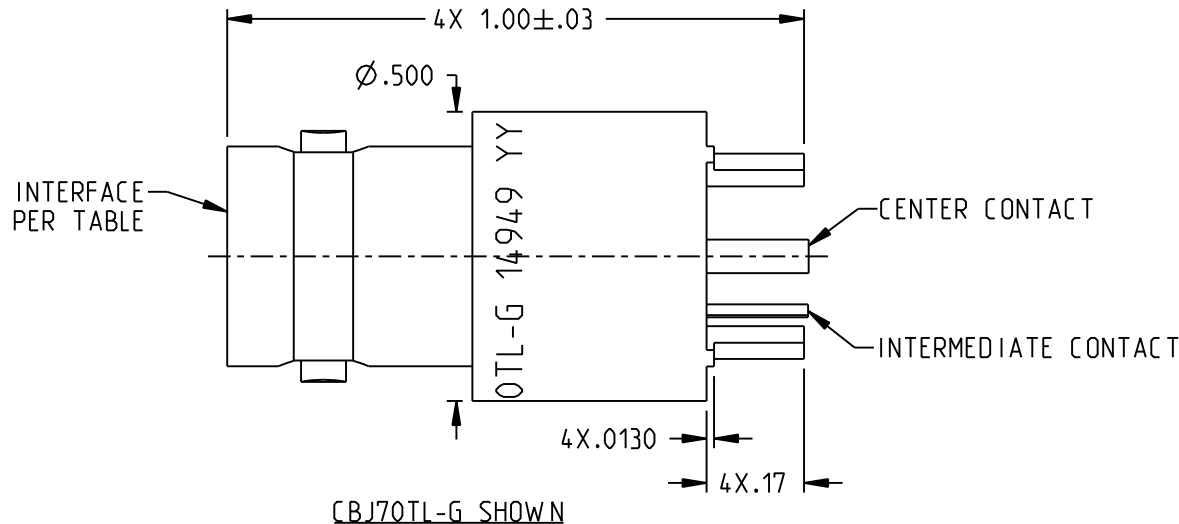
REV	ECO	DATE
—	—	—
001	60387	11/20/2025



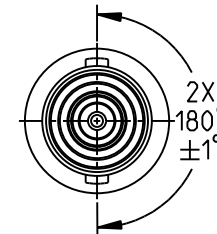
CBJ70TL-G SHOWN



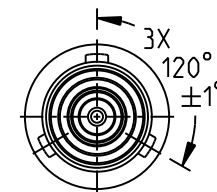
CBJ370-G SHOWN



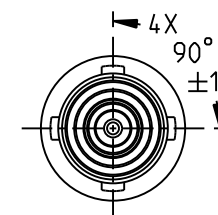
CBJ70TL-G SHOWN



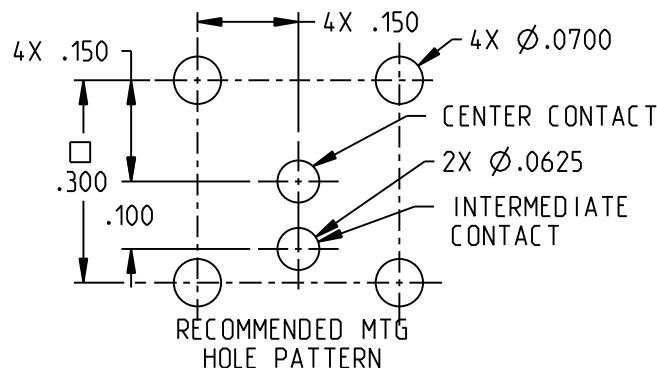
CBJ70TL SHOWN



CBJ70 SHOWN



CBJ70FL SHOWN



NOTES: UNLESS OTHERWISE SPECIFIED:

- MATERIAL & FINISH:
  - BODY: GOLD PLATED BRASS
  - INSULATOR & DIELECTRIC: PTFE (TEFLON)
  - INTERMEDIATE CONTACT: GOLD PLATED BRASS
  - CENTER CONTACT: GOLD PLATED BERYLLIUM COPPER

- ELECTRICAL:
  - FREQUENCY (MAX): 500 MHZ
  - IMPEDANCE: NON-CONSTANT

<p>NOTICE: The information in this drawing is PROPRIETARY and must not be used without the permission of Cinch Connectivity Solutions. It may contain data whose export is restricted. Verify status prior to exporting.</p> <p>INTERPRET DRAWING IN ACCORDANCE WITH ASME Y14.5-2018</p>	Model No:	CBJX70XX-G	TROMPETER	
	RoHS2	2015/063/EU	Title: TRB/TRT CIRCUIT BOARD JACK	
	UNLESS OTHERWISE SPECIFIED UNITS: INCH	ENGINEER: C. MONAHAN	Workmanship Std: TFS-4	Sheet: 1 OF 1
	ANGLES ±2°	Date: 11/20/2025	Size: A	DO NOT SCALE DRAWING