

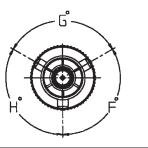
# RED INDICATES ORIGINAL

DWG SITZ	DATA CONTAINED IN THIS DOCUMENT IS THE PROPERTY OF TROMPETER ELECTRONICS, INC. AND SHALL NOT BE REPRODUCED, COPIED, OR DISSEMINATED IN ANY MANNER WITHOUT THE EXPRESS WRITTEN PERMISSION.	REVISONS		305-0811	SH
		REV	ECD	DESCRIPTION	DWN
B	11487	GENERAL UPDATE; FOR CHANGES SEE ECD		J S	11/7/92

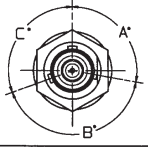
DASH NO	CONNECTOR TYPE	MATERIAL	ASSEMBLY PER	FIG	MTG HOLE FIG
-1	PL75	310-0002-32	TA1-190	1A	---
-2	CJ70	3-0043-32		2A	---
-3	BJ79	3-0019-32		3A	10
-4	BJ74	3-0055-32		4A	11
-5	PL75	315-0011-32		1B	---
-6	CJ70	3-0066-32		2B	---
-7	BJ79	3-0074-32		3B	10
-8	BJ74	3-0073-32		4B	11
-9	PL74	310-0025-32		5A	---
-10	CJ70TL	3-0217-32		6A	---
-11	BJ79TL	3-0112-32		7A	10
-12	BJ74TL	3-0105-32		8A	11
-13	PL75FL	310-0006-32		5B	---
-14	CJ70FL	3-0101-32		6B	---
-15	BJ75FL	3-0252-32		7B	10
-16	BJ74FL	3-0068-32		8B	11
-17	PL73	310-0038-32		9	---

MILITARY PART NO (PTN)	MILITARY CABLE PART NO	TROMPETER P/N (REF ONLY)
M49142-03-0011	M17/179-00001	M305-0811-1
M49142-03-0111	M17/179-00001	M305-0811-1
M49142-03-0211	M17/179-00001	M305-0811-1
M49142-05-0011	M17/179-00001	M305-0811-3
M49142-05-0111	M17/179-00001	M305-0811-3
M49142-05-0211	M17/179-00001	M305-0811-3
M49142-06-0011	M17/179-00001	M305-0811-2
M49142-06-0111	M17/179-00001	M305-0811-2
M49142-06-0211	M17/179-00001	M305-0811-2
M49142-08-0010	M17/179-00001	M305-0811-5
M49142-08-0011	M17/179-00001	M305-0811-7
M49142-11-0011	M17/179-00001	M305-0811-9

KEYING LETTER	F DEGREES	G DEGREES	H DEGREES	COLOR BAND
T	100°	150°	110°	RED
U	120°	130°	110°	ORANGE
V	115°	130°	115°	YELLOW
W	125°	110°	125°	GREEN
X	130°	100°	130°	BLUE
Y	110°	140°	110°	VIOLET
Z	100°	100°	100°	GRAY
S	135°	135°	90°	WHITE
NINE	120°	120°	120°	NONE

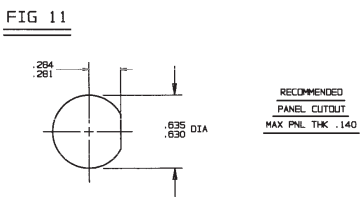
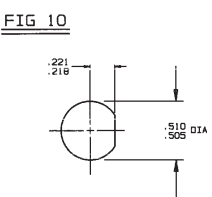
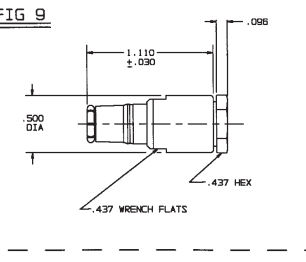
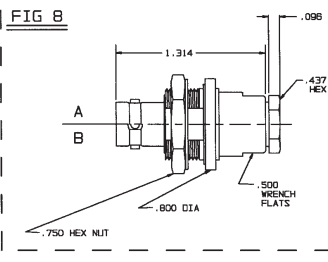
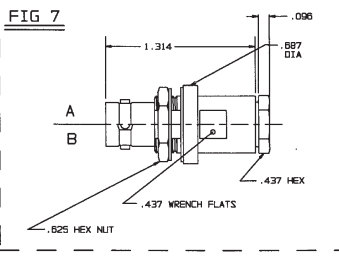
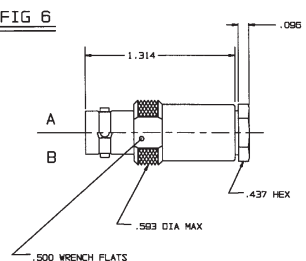
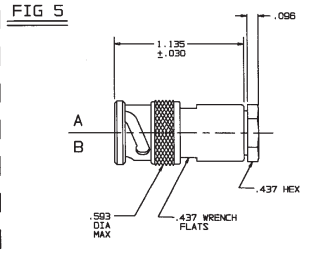
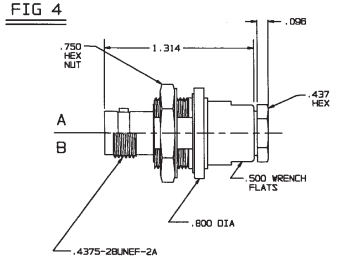
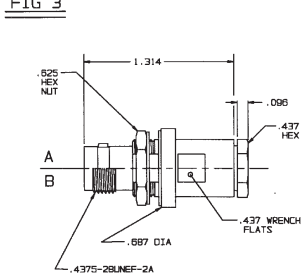
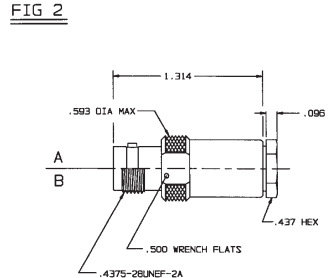
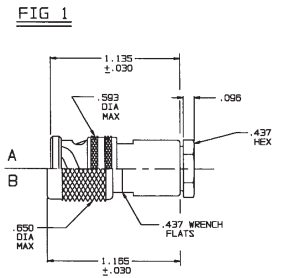


KEYING LETTER	DEGREES	B DEGREES	C DEGREES	COLOR BAND
T	100°	150°	110°	RED
U	120°	130°	110°	ORANGE
V	115°	130°	115°	YELLOW
W	125°	110°	125°	GREEN
X	130°	100°	130°	BLUE
Y	110°	140°	110°	VIOLET
Z	100°	100°	100°	GRAY
S	135°	135°	90°	WHITE
NINE	120°	120°	120°	NONE



- ⚠ WHEN CONNECTOR IS SUPPLIED TO MILITARY PART NO. (SEE TABLE 2):
  - a) ALL PARTS NORMALLY PLATED TFS-1A OR TFS-1U (NICKEL) ARE TO BE PLATED TFS-1M (SILVER)
  - b) MARK PART WITH MILITARY PIN (SEE TABLE 2) AND "14949"
  - c) QUALITY CONFORMANCE INSPECTION SHALL BE PER MIL-C-49142 SECTION 4.5
- ⚠ POLARIZATION LETTER: FOR PLUG OPTIONS SEE TABLE 3 (-1 ONLY). FOR JACKS OPTIONS SEE TABLE 4 (-2, -3 AND -4 ONLY).
- ⚠ IF BEND RELIEF SPRING REDD ADD SUFFIX "BR" AFTER DASH NO.

5. EXAMPLE OF COMPLETE PART NO:
- 305-0811 T -1
- BASIC PART NO      POLARIZATION LETTER      DASH NO
- NONE REDD FOR STD POLARIZATION
- ⚠ REPLACE CLAMP NUT B-1580-32 WITH CLAMP NUT B-1580-33
  - 3. CONCENTRIC TWINAX/TRIAX, 2-LUG, 3-LUG, 4-LUG AND THREADED CABLE PLUGS/RECEPTACLES, INSULATED & MININSULATED BULKHEAD MOUNT RECEPTACLES & PUSH-ON CABLE PLUGS FOR M17/179-00001 CABLE
  - 2. FINISH TFS-1A (NICKEL)
  - 1. ALL DIM ARE IN INCHES



INCH	MM
.005	0.13
.030	0.76
.096	2.44
.108	2.77
.140	3.56
.218	5.54
.221	5.62
.281	7.14
.284	7.21
.437	11.10
.500	12.70
.505	12.83
.510	12.95
.593	15.10
.625	15.88
.630	16.00
.635	16.13
.650	16.51
.667	17.45
.750	19.10
.800	20.32
1.110	28.10
1.135	28.83
1.185	29.99
1.314	33.38

QTY	DESCRIPTION	PART NUMBER	ITEM
TOL. UNLESS SPECIFIED INCHES MILLIMETERS	TROMPETER RF COMMUNICATIONS		
1	"70" SERIES	M17/179-00001	
DWN J S	MATERIAL	CODE IDENT	DRAWING NO.
ENR J S	14949	305-0811	B
ENGR J S	SCALE	DATE	1-8-92
NEXT ASSY	APPR J S	DATE	11/7/92