

RED INDICATES ORIGINAL

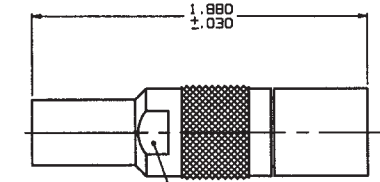
DWG SIZE
C

DATA CONTAINED IN THIS DOCUMENT IS PROPRIETARY TO TROMPETER ELECTRONICS INC. AND SHALL NOT BE DISCLOSED, COPIED OR USED FOR PROCUREMENT OR MANUFACTURE WITHOUT EXPRESS WRITTEN PERMISSION.

REVISIONS			310-0046	SH 1	
REV	ECD	DESCRIPTION	DWN	APPROVED	DATE
0	10665	1.880 WAS 1.902; .56 ±.03 WAS .555 ±.010; .290 ±.010 WAS .290 ±.005; SEE ECD	KAJ	Bm; FQ	5/17/94

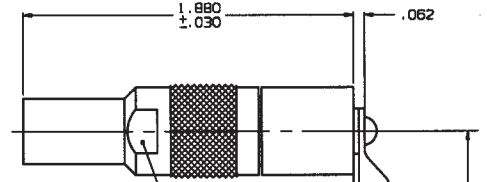
DASH NO	DESCRIPTION	DASH NO	DESCRIPTION
-1	TERM (NO CHAIN)	-8	TERM WITH 4.0 BRASS CHAIN
-2	TERM WITH 2.5 BRASS CHAIN	-9	TERM WITH 4.0 NYLON CHAIN
-3	TERM WITH 2.5 NYLON CHAIN	-10	TERM WITH 10.0 BRASS CHAIN
-4	TERM WITH 3.0 BRASS CHAIN	-11	TERM WITH 10.0 NYLON CHAIN
-5	TERM WITH 3.0 NYLON CHAIN	-12	TERM WITH 2.5 SST ROPE
-6	TERM WITH 6.0 BRASS CHAIN	-13	TERM WITH 3.0 SST ROPE
-7	TERM WITH 6.0 NYLON CHAIN	-14	TERM WITH 6.0 SST ROPE

INCH	MM	INCH	MM
.005	0.13	1.880	47.75
.010	0.25	2.5	63.50
.030	0.76	3.0	76.20
.062	1.57	4.0	101.60
.140	3.56	6.0	152.40
.200	5.08	10.0	254.00
.25	6.35		
.290	7.37		
.406	10.31		
.437	11.10		
.543	13.79		
.56	14.22		



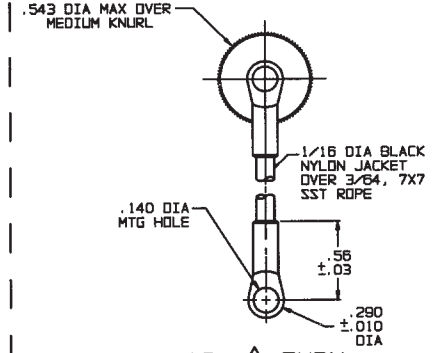
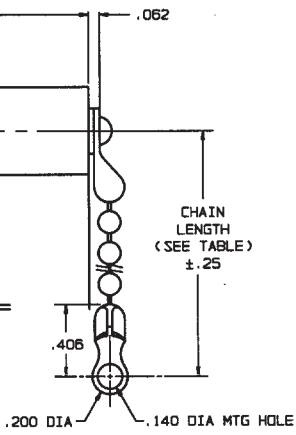
.437 WRENCH FLATS

-1-△ SHOWN
NO CHAIN/ROPE OR MOUNTING LUG



.437 WRENCH FLATS

-2-△ THRU -11-△ SHOWN
STANDARD CHAIN AND MOUNTING LUG



-12-△ THRU
-14-△ SHOWN
STAINLESS STEEL ROPE AND MOUNTING LUG

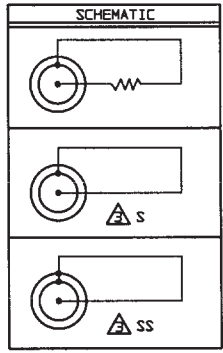
5. EXAMPLE OF COMPLETE MODEL NO:
TPT - 2 - △
BASIC MODEL NO | CHAIN/ROPE MATL & LENGTH (SEE TABLE)

4. TERMINATED CONCENTRIC TWINAX/TRIAx PATCH PLUG WITH OR WITHOUT CHAIN OR SST ROPE OPTIONS

△ RESISTANCE VALUE IN OHMS (1/2W, 1%)
S = CENTER CONTACT SHORTED TO INTERMEDIATE CONTACT (NO RESISTOR)
SS = BOTH CONTACTS SHORTED TO CASE (NO RESISTOR)

2. FINISH: TFS-1A (NICKEL)

1. ALL DIM ARE IN INCHES



QTY	DESCRIPTION	PART NUMBER	ITEM
TOL UNLESS SPECIFIED	TROMPETER RF connectivity	TPT	
.XX ±			
.XXX ± .005			
.XXXX ± .0005			
ANGLE:			
DWN KAJ 5-6-94	MATERIAL	CODE IDENT	DRAWING NO.
CHK HMM 5-11-94		14949	310-0046
ENGR			REV D
APPR FQ	SCALE 2:1	DATE 6/18/80	SHEET 1 OF 2

NEXT ASSY